

LAXMI CHARITABLE TRUST'S
SHETH L.U.J. & SIR M.V. COLLEGE OF ARTS, SCIENCE & COMMERCE
DR. S. RADHAKRISHNAN MARG, ANDHERI (E), MUMBAI - 400 069

August 7, 2023

Standard Operating Procedures to deal with grievances related to Internal and practical examinations - 2023-2024

Following are the mechanisms to deal with Internal and practical examinations related grievances for all candidates of A.Y. 2023-2024.


1. Clear guidelines and instructions regarding the Internal and practical examination processes are communicated to all candidates at the beginning of the academic year. This includes information about assessment methods, evaluation criteria, and the timeline of examinations.
2. If a student conveys absenteeism for Internal and practical examinations to the respective coordinator via e-mail or written application, then in case of medical reasons (hospitalization / appropriate medical certificates), the department has to submit an application to the Examination Incharge. Following a discussion with the Principal, arrangements can be made to reschedule the examinations for such students.
3. Candidates facing difficulties or grievances can avail of one to one counseling sessions with designated faculty members. This provides a confidential space to discuss concerns and seek guidance on examination-related matters.
4. An online portal is available for candidates to submit their grievances related to Internal and practical examinations. This portal ensures ease of access and provides a formal channel for complaint submission.
5. Once a grievance is received, the committee undertakes a swift review of the complaint. Candidates can expect a timely acknowledgment of their complaint and an estimated timeline of 15 days for resolution.



Incharge

Examination Committee




I/C Principal



Laxmi Charitable Trust's
Sheth L.U.J. College of Arts & Sir M.V. College of Science & Commerce
Dr. S. Radhakrishnan Marg, Andheri (East), Mumbai 400 069.



No. MVLU/Exam/83/23-24

Date: 10th October, 2023

NOTICE

All students are hereby informed that additional exams will be offered by the college as per circular No. UG/43-A of 2015-16, dated August 4, 2015. Only students who missed an exam due to a medical emergency or who represented the college at events held at the University/State/National levels will be given permission to attempt it.

Students should submit the necessary documents to prove their absence, through their respective department's coordinator, as soon as the exam is concluded. Additional examination schedules will be displayed on the student's notice board at least eight days before the conduct of the examinations.

Incharge

Examination Committee

I/C PRINCIPAL



CC: 1) I/C Principal

2) Office

3) Exam Committee

4) Students Notice Board



Laxmi Charitable Trust's
Sheth L.U.J. College of Arts & Sir M.V. College of Science & Commerce
(Affiliated to University of Mumbai)

Dr. S. Radhakrishnan Marg, Andheri (East) Mumbai 400 069
☎ : 22-66992022/23 | ✉ : info@mvlucollege.in | www.mvlucollege.in



No. MVLU/SN/44-A/23-24
DATE: 18th October, 2023

NOTICE

F.Y.B.Sc. (BIOTECHNOLOGY) SEM I REGULAR ADDITIONAL INTERNAL EXAMINATION OCTOBER 2023

Day & Date	Time	Subject
WEDNESDAY 25/10/2023	10:00 AM – 10:40 AM	Fundamentals of Biotechnology-1
THURSDAY 26/10/2023	10:00 AM – 10:40 AM	Microbiology-1

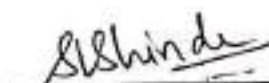
Roll Numbers-

1. Fundamentals of Biotechnology-I - F158 & F175
2. Medical Microbiology - F158

Students with the above-mentioned roll numbers did not appear for their internal exams from 04/09/2023 to 13/09/2023. The students are required to attend the exams on the above mentioned dates and time. There will be no further extensions given for internal exam. Kindly follow the above schedule.

NOTE:

Students have to come to college 30 minutes prior to the scheduled exam date & time.


(Coordinator B.Sc. BT)


In charge
Examination Committee


I/C Principal

CC: I/C Principal
Examination Committee
Biotechnology Department
Office copy



F-158

Page No.	
Date	

12/09/2023

To,
The Principal
MVLU College
Andheri [E]

Submitted to
exam department

(Signature)
20/10/23

Respected Sir / Madam

I Ms. Aditi Rajesh Mishra who is student of FYBSC Biotechnology request you to please allow me to appear for internal exam as i was unwell was suffering from fever could not attend exam on scheduled time Please grant me the permission i should be grateful to you.

Thanking you,
Yours faithfully,

Aditi

Recommended for additional exam, was down with viral fever for internal

(Signature)
18/10/23



SHRUTI CLINIC

DR. K. MOHAN MENON

M.B.B.S

On Panel - AMA Central Government Employees
- LIC of India

This is to certify that ~~Mr./Mrs.~~ Miss. Aditi Mishra

is / was suffering from Viral fever

and is / was under treatment from 04/09/2023

to 05/09/2023

He / She fit for light duty / Normal duty from 06/09/2023
college

Remark: _____

Date: 05/09/2023

Prasanth Kumar

Signature & Seal

DR. K. M. MENON
Reg. No. **50296** **M.B.B.S.**



Suryakirti Nagar, Opp. Hotel Jaya Palace, Nallasopara (E).
Tel: 0250-2404865 Mob.: 9822498957 / 6557079
Time: 9 to 1 p.m. & 9 to 10.30 p.m. Sunday 10 to 12.

Aditi Mishra

04/09/2025
19435

~~FTICM
F4420m/2
Support~~

(142)

~~Team
Kendall~~

~~Now GEN 200
17 (5)~~



Dr. Mohan Menon
M.B.B.S.
SHRUTI CLINIC
No. 1, Laxminagar, Old Jaga Police
Station, Ranchi, Jharkhand (India)
Ph. 98361 22222

To
The Principal,
MVA college,
Andheri (E),
12, September 2023.

Submitted to
exam department
[Signature]
25/10/23

Respected Sir

My self Akash yadav, from Biotech department by BSC BT115-I, failed to attend the first paper Fundamentals of Biotechnology due to some serious medical issues

Thanking you
your sincerely
[Signature]

Recommended for additional exam for internal exam, was down with viral fever.

[Signature]
18/10/23.





JEEVANJYOTI CLINIC

Dr. Suman M. Yadav
BHMS / PGDEMS
FAMILY PHYSICIAN & SURGEON
Regd. No. 63883
Mob.: 9833452558

: Timing :-
Morning - 10.00 am to 02.00 pm
Evening - 06.00 pm to 11.00 pm

Dr. Mukesh C. Yadav
BAMS / PGDEMS
FAMILY PHYSICIAN & SURGEON
Regd. No. I-99449-A-1
Mob.: 9892542887 / 8104696137

Haryana Basti, Anand Nagar Signal, Near Sahil Hotel, Opp. Vikas Garment, New Link Road,
Jogeshwari (W), Mumbai - 400102.

Rx :

Date : 12/9/23.

To Whom So Ever It May Concern

This is to state regarding patient

MR. AAKASH. YADAV 18/MALE was suffering

from URTI & viral fever on 3/9/23.

He was under my care for
treatment. So kindly do consider &
do the needful.



DR. MUKESH CHOTELAL YADAV
BAMS / PGDEMS
Regd. No. I-99449-A



Laxmi Charitable Trust's

Sheth L.U.J. College of Arts & Sir M.V. College of Science & Commerce
(Affiliated to University of Mumbai)

Dr. S. Radhakrishnan Marg, Andheri (East) Mumbai 400 069
☎: 22-66992022/23 | ✉: info@mvlucollege.in | www.mvlucollege.in



No. MVLU/Exam/59-B/23-24
DATE: 18th October, 2023

NOTICE

T.Y.B.Sc. Biotechnology Semester V-Applied Component (Biosafety)
Practical Additional Examination October, 2023


Day & Date	Time	Roll Nos
WEDNESDAY 25/10/2023	08:30 am-12:30 pm	T 171
THURSDAY 26/10/2023	08:30 am-12:30 pm	T 171

The above-mentioned student with roll number T171 did not appear for their practical exam held on 11/10/2023 and 12/10/2023. The student is required to attend the exam on the above mentioned dates and time. There will be no further extensions given for practical exam. Kindly follow the above schedule.

NOTE:

The student has to come to college 15 minutes prior to the scheduled exam date & time. Carry writing material for the same.


(Coordinator B.Sc. BT)


In charge
Examination Committee


I/C Principal

CC: I/C Principal
Examination Committee
Biotechnology Department
Office copy



To,
The Principal,
MVLV College
Andheri East
13/10/23

Recommended to leave
Department
Ajay
20/10/23

Subject :- Leave application letter for missing exams
due to sickness.

Respected Sir,

I Kushi Tiwari student of TY Bsc BT is writing this letter to inform you that I could not attend the Sem V Applied Component practical exam scheduled on 11/10/23 & 12/10/23. due to a sudden bout of illness. I was incapacitated with severe stomach pain and after medical test through sonography got a confirmation that I'm suffering from a kidney stone (renal calculus) of size 3.7mm.

For verification I have attached the medical certificate provided by Dr. Ashok Patil. Sorry for the inconvenience caused. I assure you of my commitment to my studies.

Thanking You.

Sincerely
Kushi

Kushi Tiwari (TY. Bsc BT)
9869176460



~~Kushi~~
18/10/23

Recommended for additional exam,
Had a severe stomach pain during exam

Ashok D. Patil

M.B.S., L.C.P.S.

M - 9322879111

Dr. (Mrs.) Charulata Patil

M.B.B.S., L.C.P.S.

Disp.:

Vijayashree Building, 98/106,
Taty Gharpure Path, J.S.S. Rd.,
Oval Wadi, Girgaum, Mumbai-400004
Reg. No. M. M. C. 38503

Date 12/10/2023

For College purpose: —

This is to certify
that Miss Khushi Tiwari was
under my treatment — from
11/10/2023 to 12/10/2023. She had
Acute Abdomen (Right Renal Calculus)

Today I have examined
her & found her fit to resume
her college from tomorrow 13/10/2023.



DR. ASHOK PATIL

M.B.B.S., L.C.P.S.

Vijayashree Building,
98/106, Taty Gharpure Path, J.S.S. Rd.,
Oval Wadi, Girgaum, Mumbai-400004.
Reg. No. M.M.C.38503

Resl.: 17/4, Sheela, 2, Bhulabhai Desai Road, Mumbai - 400 026. Tel.: 23510708



PRABHASHIV DIAGNOSTIC CENTRE

• SONOGRAPHY • DIGITAL X-RAY • COLOR DOPPLER

NAME	MISS. KHUSHI TIWARI	DATE	11/10/2023
		SEX	FEMALE
REF DR.	DR. ASHOK PATEL	AGE	20/YRS

ULTRA SOUND OF ABDOMEN AND PELVIS

LIVER: The liver is normal in size and reveals uniform echogenicity with no focal lesion. Portal and hepatic vein pattern are normal.

GALL BLADDER: The gall bladder is well distended with normal wall thickness and no calculi. The biliary tree is not dilated. CBD is normal measures 3 mm.

PANCREAS: The pancreas shows a normal in size and echogenicity.

SPLEEN: The spleen is normal in size and shows normal echotexture.

KIDNEYS: Both kidneys are normal in size and reveal normal echogenicity. Both kidneys show normal cortical thickness and normal CMD.

Right kidney measures 9.9 x 4.4 cm and shows calculus of size 3.7 mm at mid pole without hydronephrosis.

Left kidney measures 9.7 x 4.2 cm. There are no calculi, mass lesion or hydronephrosis noted.

URINARY BLADDER: The urinary bladder has a normal wall and no intraluminal abnormality. No calculus is seen

UTERUS: The uterus is normal in size measures 7.0 x 4.0 x 3.5 cm and shows normal myometrial echotexture. No focal lesion is seen. Endometrium is normal in midline. ET = 6.9 mm.

OVARY: Both ovaries are normal in size and echotexture. There is no adnexal mass lesion seen.
Right ovary measures 2.2 x 2.0 cm. Left ovary measures 2.3 x 2.0 cm.

No free fluid is seen. No enlarged lymph nodes are seen.

Conclusion:

- Non obstructive right renal calculus.
- No other significant abnormality detected.

Thanks for the reference,



DR. DIPESH YADAV
M.B.B.S, DNB.
CONSULTANT RADIOLOGIST.

Nallasopara Branch : Shop No. 7, Topaz Trade Centre, 1st Floor, Near Radha Krishna Hotel, Above Amit Diary, Tulj Road, Nallasopara (E) - 401 209

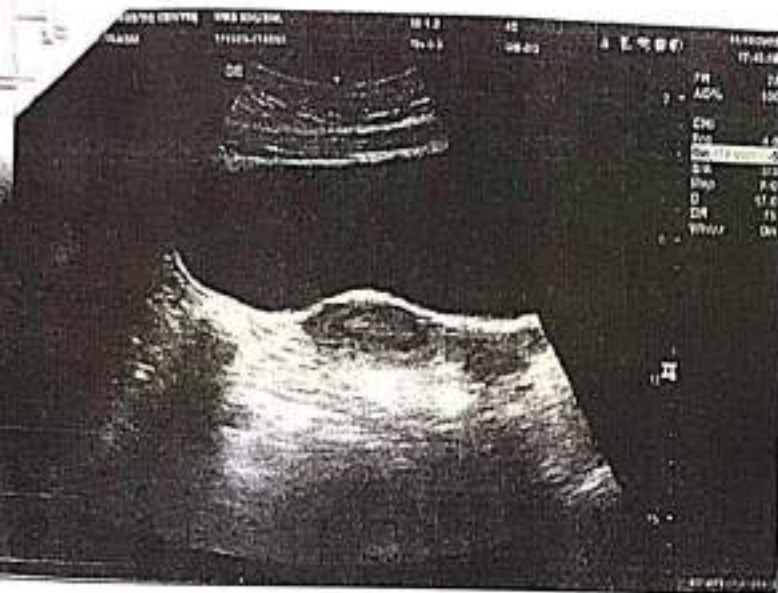
Tel.: 7900092062 / 7709638053

• X-RAY : 9.00 AM TO 8.00 PM • SONOGRAPHY : 10.00 AM TO 2.00 PM. & 6.00 PM TO 8.00 PM. (SUNDAY: 10.00 AM TO 1.00 PM)

Naigaon Branch : Shop No. 15 & 16, Ground Floor, B-Wing, Mahalaxmi Nagar, Chandrapada, Naigaon (East)

Tel.: 8446383443

• X-RAY : 9.00 AM TO 8.00 PM • SONOGRAPHY : 8.00 AM TO 10.00 AM. & 3.00 PM TO 5.00 PM. (SUNDAY CLOSED)



AK col 3-7

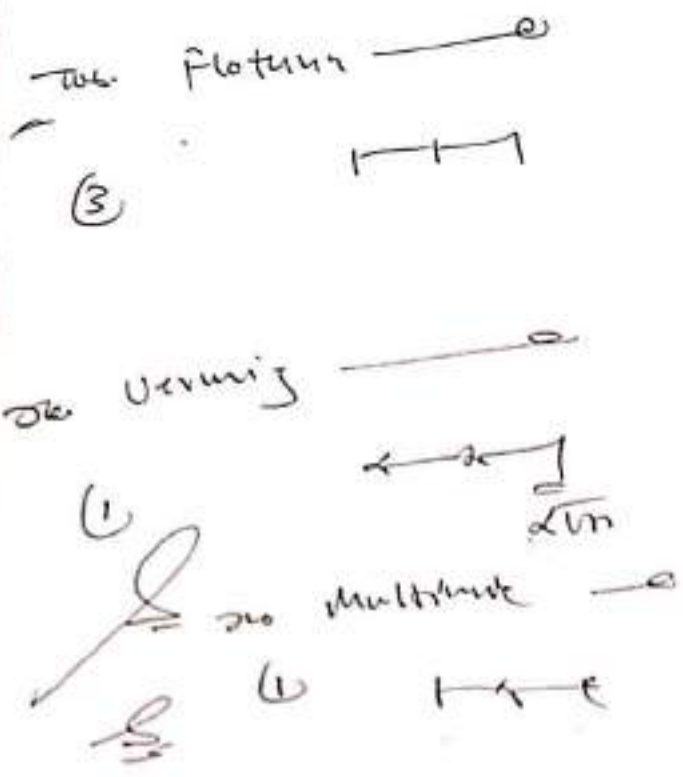
SIDDHIVINAYAK CLINIC
 BLDG. NO. 112, 113, 114, NAGAR, NAIGAON (E)
 DR. CHETAN M. SONAWANE
 (M.D.)
 AGE / SEX 20 / F WEIGHT: 61
 IP: _____ DATE: 1 Oct 23

SIDDHIVINAYAK CLINIC
 BLDG. NO. 112, 113, 114, NAGAR, NAIGAON (E)
 DR. CHETAN M. SONAWANE
 NAME: MS. Chushi
 AGE / SEX 20 / F WEIGHT: _____
 BF: _____ DATE: 31 Oct 23

Sexual intercourse of 2nd

3 days

Handwritten signature and scribbles.



Chushi
 10/10/23

20. Neri

Handwritten signature or scribble.

DR. ASHOK PATIL
 M.B.B.S. L.C.P.S.
 Vaidya Chaitanya
 90/100, Talas Chaitanya, 1st & 2nd Rd,
 Oval Ward, Girgaon, Mumbai - 400004.
 Reg. No. M.M.C.38203





Laxmi Charitable Trust's
Sheth L.U.J. College of Arts & Sir M.V. College of Science & Commerce
Dr. S. Radhakrishnan Marg, Andheri (East), Mumbai 400 069.



No. MVLU/SN/95/23-24
Date: 25th October, 2023

NOTICE

TIME TABLE FOR F.Y.B.Sc. (COMPUTER SCIENCE) SEM II ATKT THEORY & PRACTICAL ADDITIONAL EXAMINATION OCTOBER 2023

Day & Date	Time	Seat No.	Subject
WEDNESDAY 01/11/2023	10:30 AM TO 1:00 PM	A23203	Theory - Design & Analysis of Algorithms
		A23210	Practical - Design & Analysis of Algorithms

Instructions for candidate:

- 1) Students reporting time is 30 min prior to exam commencement time.
- 2) Candidates arriving after reporting time will not be allowed to give Examination.
- 3) Candidates will not be allowed in the examination without a valid identity card.
- 4) Mobile phones are strictly not allowed in the examination room/lab.
- 5) Candidates will not be allowed to keep any books, notes or papers, CDs, Pen Drives, Card Reader or any other kind of memory sticks with you except writing instruments and rulers in the Practical Laboratory.
- 6) College is not responsible for loss of any valuable property.

Incharge
Examination Committee


I/C PRINCIPAL

- C.C:-
- 1) I/C Principal
 - 2) Office
 - 3) Examination Committee
 - 4) Student Notice Board

Date: 25th September 2023

To,

The Principal

Sheth L.U.J & Sir M.V College

Andheri East

Sub: Request for Postponement of my appearing in ATKT Examination

Respected Sir,

I am a Student of BSc CS Second Year of your college. The schedule for the Theory ATKT Examination of the subject Algorithm according to the college notice is on 26th September 2023 at 9:30 AM.


I am also a Goal Keeper of the college football team and the university games for our college are scheduled on 26th September 2023 at 10:00 AM at The University Sports Pavilion.

Due to the above conflict in the Schedules I would like to request you to reschedule my ATKT Examination at the earliest schedule possible.

I would be grateful to you for your kind consideration in this regard.

Thanking You

Yours obediently,


ARYAN NANDA

Class: SY BSc CS

Roll No: S097

As Univ. football match is scheduled on 26th September, 2023, Aryan Nanda will not be able to appear his KT paper - Algorithm on 26th Sept. 2023. Kindly do the needful.



Sports Incharge.

Please Allow to postpone^{sem II} ATKT exam of Algorithm paper on 26th Sept 2023




25/09/23

Permitted

25/9/23

Date: 25th September 2023

To,

The Principal

Sheth L.U.J & Sir M.V College

Andheri East

Principals

Abney

25/9/23.

Sub: Request for Postponement of my appearing in ATKT Examination

Respected Sir,

I am a Student of BSc CS Second Year of your college. The schedule for the Practical ATKT Examination of the subject Algorithm according to the college notice is on 26th September 2023 at 11:30 AM.

I am also a Player of the college football team and the university games for our college are scheduled on 26th September 2023 at 10:00 AM at The University Sports Pavilion.

Due to the above conflict in the Schedules I would like to request you to reschedule my ATKT Examination at the earliest schedule possible.

I would be grateful to you for your kind consideration in this regard.

Thanking You

Yours obediently,

Abdullah N

ABDURREHMAN MAKNOJIA

Class: SY BSc CS

Roll No: S-090

As Univ. football match is scheduled on 26th Sept' 23. Abdul Rehman will not be able to appear his KT practical exam on the same day which is scheduled at 11:30 am. He will appear once the match gets over and will report late. Kindly consider.

S. J. Kamboj

Sports Incharge.

Please allow to postpone
Sem II ATKT exam of
Algorithm paper on
26th Sept. 2023

Abney
25/9/23.





To,

The Principals of Colleges participating in
Inter-Collegiate Football (Men & Women) Tournament 2023-24

Sub: Inter-Collegiate Football (Men & Women) Tournament 2023-24

Sir/Madam,

The principals of the colleges participating in the Inter-collegiate Football Men & Women are hereby informed that the Mumbai Suburban Zone Intercollegiate Football (Men & Women) matches will be held as per following schedule i.e. from 25th September 2023 to 11th October 2023 at University Sports Pavillion, Marine Lines.

You are also requested to inform the participating students accordingly.

-: INSTRUCTIONS :-

1. The organizing college reserves the right to change the schedule of matches as and when it deemed fit.
2. Postponement will under no circumstances be granted.
3. Competitors are requested to report to the Organizing Secretary at least 15 minutes prior to the reporting time of the match with an acknowledgement copy of the Eligibility proforma and college ID cards of all players.



(Signature)

Secretary

Mumbai Suburban Zone Sports Committee

-----2/-



4. In the event of any matches on the schedule being cancelled due to a competitor failing to turn up the next match will be taken up for play.
5. All colleges must see that their players are accompanied by a Sports Director/Sports Incharge/College Faculty of the college.
6. All competitors must carry with college Identity Card/Bonafide certificate (along with photograph attested by Principal) of current academic year is compulsory and produce the same whenever demanded. Without college I.D. players will not allow to participate.
7. Match will be played as per the latest rules adopted by Mumbai District Football Association.
8. Players will not be allowed to play without proper shoes, shin guards and college jersey (with number printed on jersey as well as shorts)



[Handwritten Signature]

The Secretary
Mumbai Suburban Zone Sports Committee

Date: 22/09/2023



Inter Collegiate Football (Men & Women) Tournament 2023-24
Organized By: Bhavan's College (Autonomous),
Venue: University Sports Pavilion, Marine Lines

***** Football Matches Schedule *****

DATE	REPORTING TIME	EVENT	Pool & Match No.	ROUND
25/09/2022	7.30 AM	MEN'S TEAM	Pool A - 1 to 3	I
	10.00 AM	MEN'S TEAM	Pool A - 4 & 5	I
	11.30 AM	MEN'S TEAM	Pool A - 6 & 7	I
	1.30 PM	MEN'S TEAM	Pool B - 1 to 3	I
26/09/2022	7.30 AM	MEN'S TEAM	Pool B - 4 to 6	I
	10.00 AM	MEN'S TEAM	Pool B - 7 & Pool C - 1	I
	11.30 AM	MEN'S TEAM	Pool C - 2 to 3	I
	1.30 PM	MEN'S TEAM	Pool C - 4 to 6	I
27/09/2022	7.30 AM	MEN'S TEAM	Pool C - 7 & Pool D - 1 & 2	I
	10.00 AM	MEN'S TEAM	Pool D - 3 & 4	I
	11.30 AM	MEN'S TEAM	Pool D - 5 & 6	I
	1.30 PM	MEN'S TEAM	Pool A - 8 & 9	II
29/09/2022	7.30 AM	MEN'S TEAM	Pool A - 10 & 11	II
	9.30 AM	MEN'S TEAM	Pool B - 8 & 9	II
	11.00 AM	MEN'S TEAM	Pool B - 10 & 11	II
	1.30 PM	MEN'S TEAM	Pool C - 8 & 9	II
30/09/2022	7.30 AM	MEN'S TEAM	Pool C - 10 & 11	II
	9.30 AM	MEN'S TEAM	Pool D - 7 & 8	II
	11.00 AM	MEN'S TEAM	Pool D - 9 & 10	II
	1.00 PM	WOMEN'S TEAM	Match No.- 1 to 4	I



Intercollegiate Football Men's Tournament Draw - 2023-24

Pool "B"



[Signature]
Dr. Aditya K

[Signature]
Sachin Tolani
16/9/23

[Signature]
Dr. Tribhuvan Surl
16/9/23

[Signature]
16/09/2023
Dr. Dipali M. Patil
16/09/2023

[Signature]
Prakash
16.9.2023

[Signature]



Laxmi Charitable Trust's
Sheth L.U.J. College of Arts & Sir M.V. College of Science & Commerce
Dr. S. Radhakrishnan Marg, Andheri (East), Mumbai 400 069.



No. MVLU/Exam./102/23-24
October 26, 2023

NOTICE

ADDITIONAL EXAMINATION

SEMESTER – III ADDITIONAL THEORY EXAMINATION OCTOBER / NOVEMBER, 2023.

TIME : 10:30 AM TO 01:00 PM

DAY & DATE	SEMESTER – III
MONDAY 30/10/2023	DATA STRUCTRE (CS) IMMUNOLOGY (BT)
WEDNESDAY 01/11/2023	LINEAR ALGEBRA (CS) MOLECULAR BIOLOGY (BT)
THURSDAY 02/11/2023	JAVA BASED APPLICATION DEVELOPMENT (CS)

Instructions for candidate:

- 1) Students reporting time is 30 min prior to exam commencement time.
- 2) Candidates arriving after reporting time will not be allowed to give Examination.
- 3) Candidates will not be allowed in the examination without a valid identity card.
- 4) Mobile phones are strictly not allowed in the examination room/lab.
- 5) Candidates will not be allowed to keep any books, notes or papers, CDs, Pen Drives, Card Reader or any other kind of memory sticks with you except writing instruments and rulers in the Practical Laboratory.
- 6) College is not responsible for loss of any valuable property.

P. Bhabal

Incharge
Examination Committee



M. N. N. N.
I/C PRINCIPAL

- C.C:-
- 1) I/C Principal
 - 2) Office
 - 3) Examination Committee
 - 4) Student Notice Board

Remember for
Admission Enquiry.

To,

[Signature]
21/10/23.

Respected Principal

MVLU College

Andheri (E) Mumbai - 400059

Subject: Application for Submission of Medical Documents of Missing Examination

Dear MVLU College Administration,

I hope the letter finds you well. I am writing to request permission to submit my medical documents for the three papers I missed at the beginning of the semester.

Due to a sudden and unforeseen medical condition, I was unable to attend the exams for Data Structure, Linear Algebra and JAVA. The medical condition required immediate attention and subsequently hindered my ability to participate in these examinations. I have since received medical treatment and have been advised to rest and recover.

I would like to assure you that such a situation will not recur in the future, and I am committed to catching up on the missed coursework promptly.



Thankyou for your understanding and consideration. I appreciate your support in the matter and look forward to your guidance regarding this situation.

Sincerely,
Shruti Gaikwad
SYCS 5080
(8767042452)



Abode Bldg.,
Road, Opp.
St. Lawrence High School,
Marol, Andheri (E),
Mumbai - 59.
Regd. No.080863
Phone : 022-29201066

Dr. Sanjay N. Raut
M.B.B.S.

Time :
Morning : 10.30 a.m. - 3.00 p.m.
Evening : 6.30 p.m. - 11.00 p.m.

MEDICAL CERTIFICATE

No.: **994**

Date : 12/10/2023

This is to certify that Shri/ Smt./ Kum. Shruti Gaikwad F 2009

is / ~~was~~ / has been suffering from Dengue fever since 11/10/23

He/ She is / was advised further rest and abstention from work for Five days / months

from 12/10/2023 to 16/10/2023 in continuation of my

previous certificate dated _____

I have examined him / her today and found to be fit to resume normal duties on _____

Dr. [Signature]

Dr. S. N. RAUT
M.B.B.S.(MUM.) Reg No. 080863
3, Ann's Abode Bazar Road,
Marol Village, Opp. St. Lawrence High School,



K. MISTRY'S DIAGNOSTIC CENTRE

Dr. K. C. MISTRY M.D (BOM) CONSULTING PATHOLOGIST

3/6, Lok Bhavan, Ground Floor, Lok Bharti Complex, Opp. AFL Worldwide Express, Marol Matoshi Road, Marol, Andheri (East), Mumbai - 400 059 • Tel: 2920 1000 / 99876 20939

PATIENT NAME	SHRUTI GAIKWAD	DATE	12-Oct-2023
REF. BY DR.	SANJAY N. RAUT	SEX / AGE	Female
		LAB NO.	7

ROUTINE URINE EXAMINATION

PHYSICAL EXAMINATION

Volume	20 ml
Colour	Pale Yellow
Appearance	Slightly Hazy
Deposit	Absent
pH	Acidic

CHEMICAL EXAMINATION

Proteins	Absent
Sugar	Absent
Ketone	Absent
Occult Blood	Negative
Bile Pigment	Absent
Bile Salts	Absent

MICROSCOPIC EXAMINATION OF CENTRIFUGALISED DEPOSIT

Epithelial Cells	3-5 / hpf
Pus Cells	1-3 / hpf
Red Blood Cells	Occasional
Casts	Absent
Crystals	Absent
Yeast	Absent
Bacteria	Absent



(Signature)
 DR. K. C. MISTRY
 M.D.(PATH)(BOM)

A definite clinical diagnosis should not be based on the result of a single test but should be made by a physician after all clinical and laboratory findings have been evaluated. Pathological examination reports serve as an aid to diagnosis and should be interpreted in relation to other clinical diagnostic findings. In case of any discrepancy with clinical diagnosis please refer back to the laboratory immediately.

MISTRY'S DIAGNOSTIC CENTRE

Dr. K. C. MISTRY M.D. (Psm) CONSULTING PATHOLOGIST

5/6 Lok Bhavan, Ground Floor Lok, Bharli Complex, Opp. AFL Worldwide Express,
Marol Maroshi Road, Marol, Andheri (East) Mumbai - 400 059 • Tel. 2920 1000 / 99876 20939

PATIENT NAME	SHRUTI GAIKWAD	DATE	12-Oct-2023
REF. BY DR.	SANJAY N. RAUT	SEX / AGE	Female
		LAB NO.	7

WIDAL TEST (SLIDE METHOD)

S. Typhi	O	No Agglutination Seen
S. Typhi	H	No Agglutination Seen
S. Paratyphi	A - H	No Agglutination Seen
S. Paratyphi	B - H	No Agglutination Seen

Note : The titre varies considerably but titre of 1 : 80 or more with either H or O suspension is particularly diagnostic.

Antibodies appears towards the end of first week of the disease and titre increases until 4th week after which there is a fall.

Kindly correlate clinically.



DR. K. C. MISTRY
M.D.(PATH)(BQM)

A definite clinical diagnosis should not be based on the result of a single test but should be made by a physician after all clinical and laboratory findings have been evaluated. Pathological examination reports serve as an aid to diagnosis and should be interpreted in relation to other clinical diagnostic findings. In case of any discrepancy with the clinical diagnosis please refer back to the laboratory immediately.

R. MISTRY'S DIAGN

Dr. K. C. MISTRY

576, 1st Bhamburda, Laxmanji Estate, 1st Phase, Chhatrapati
Mumbai Municipal Road, Mumbai, Andhra Pradesh (East), Mumbai - 400

PATIENT NAME: SHRUTI GAIKWAD
REF. BY DR.: SANJAY N. RAUT

SEX / AGE: Female

LAB NO.: 7

EXAMINATION OF BLOOD

TEST	RESULT
Dengue NS 1 Antigen	Positive
Anti-Dengue IgM	Negative
Anti-Dengue IgG	Positive

TEST: RAPID VISUAL TEST FOR THE DETECTION OF DENGUE NS 1 Ag & DIFFERENTIAL DETECTION OF IgG & IgM ANTIBODIES.

NOTE: Kindly correlate the above findings with clinical findings, & other diagnostic findings.



DR. K. C. MISTRY
M.D. (PATH) (BOM)

A definite clinical diagnosis should not be based on the result of a single test but should be made by a physician after all clinical and laboratory findings have been evaluated. Pathological examination reports serve as an aid to diagnosis and should be interpreted in relation to other clinical diagnostic findings. In case of any discrepancy with

MISTRY'S DIAGN

Dr. K. C. MISTRY M.D.(Path) C

RE

5/6, Lok Bhavan, Ground Floor, Lok Bharti Complex, Opp. AFI Worldwide Express,
Marol Maroshi Road, Marol, Andheri (East), Mumbai - 400 059 • Tel: 2220 1000 / 99876 20939

PATIENT NAME SHRUTI GAIKWAD DATE 12-Oct-2023
REF. BY DR. SANJAY N. RAUT SEX / AGE Female
LAB NO. 7

MALARIAL ANTIGEN

TEST	RESULT	NORMAL VALUES
Malarial Antigen		
Plasmodium Vivax Antigen	Negative	
Plasmodium Falciparum Antigen	Negative	

TEST: RAPID TEST FOR DETECTING INFECTION WITH P. VIVAX & P. FALCIPARUM MALARIA PARASITE.



DR. K. C. MISTRY
M.D.(PATH)(BOM)

A definite clinical diagnosis should not be based on the result of a single test but should be made by a physician after all clinical and laboratory findings have been evaluated. Pathological examination reports serve as an aid to diagnosis and should be interpreted in relation to other clinical diagnostic findings. In case of any discrepancy with the clinical diagnosis please refer back to the laboratory immediately.

DR. MISTRY'S DIAGNOSTIC CENTRE

Dr. K. C. MISTRY M.D. (BOM.) CONSULTING PATHOLOGIST

5/6, Lok Bhavan, Ground Floor, Lok Bharti Complex, Opp. AFL Worldwide Express, Marol Maroshi Road, Marol, Andheri (East), Mumbai - 400 059 • Tel.: 2920 1000 / 99876 20939

PATIENT NAME SHRUTI GAIKWAD DATE 12-Oct-2023
REF. BY DR. SANJAY N. RAUT SEX / AGE Female
LAB NO. 7

COMPLETE BLOOD COUNT

TEST	RESULT	NORMAL VALUES
Haemoglobin	12.6	Male 14 to 18 gm/dl . Female 12 to 16 gm/dl.
Erythrocytes (Total RBCs)	4.59	Male 4.2 to 6.5 milli/cmm. Female 4 to 5.5 milli/cmm
PCV	41.8	Male 40 to 54 per cent. Female 38 to 47 per cent.
MCV	91.07	80 to 96 femtolitres.
MCH	27.45	27 to 31 picograms
MCHC	30.14	32 to 36 per cent
TOTAL WBC COUNT		
WBC	3,460/ Cmm	4000 to 10000 /cmm
DIFFERENTIAL COUNT		
Neutrophils	60	40 - 70 per cent
Lymphocytes	33	20 - 40 per cent
Eosinophils	01	1 to 6 per cent
Monocytes	05	2 to 6 per cent
Basophils	01	0 to 1 per cent
BLOOD MORPHOLOGY		
RBC Morphology	Normocytic, Normochromic	
Abnormalities of WBC	Few activated lymphocytes seen.	
Platelet Count	2.09	1.5 to 4 Lakhs/cmm

CBC DONE ON FULLY AUTOMATED CELL COUNTER - 6 Part Hematology Analyzer - HORIBA-Yumizen H500.



DR. K. C. MISTRY
M.D.(PATH)(BOM)

A definite clinical diagnosis should not be based on the result of a single test but should be made by a physician after all clinical and laboratory findings have been evaluated. Pathological examination reports serve as an aid to diagnosis and should be interpreted in relation to other clinical diagnostic findings. In case of any discrepancy with the clinical diagnosis please refer back to the laboratory immediately.



Forwarded to
Exam Committee for
additional Exam

To,
HOD of Biotechnology Department,
Andheri East,

[Signature]
20/10/23

Date - 20/10/23

Respected : Sir / Madam

I Bhoomi kadam studying in Sy-BT roll no
S149. As I was not well on 18, 19 October
2023. I was not able to attend Immunology
and molecular biology paper due to my
migraine condition. As ^{my} nose was
bleeding on 18th of Oct. So for that
I didn't attend paper.

So I request you to allow me to reattempt
my papers.

Yours faithfully

[Signature]

Bhoomi kadam

Recommended for additional exam
due to medical emergency, on 18/10/23 &
19/10/23

[Signature]





Dr. Amit Shah M.D.
(Internal Medicine)
Consultant Neurologist

Registration No : 89529

☎ 981956145

✉ doc.amit.s@gmail.com

-Special Interest In-

• Stroke • Epilepsy • Headache • Parkinson's Disease • Dementia • Peripheral Neuropathy

Name: Bhumi P. Kadam Age: F/19 Date: 19.10.23

To whom it may concern
This is to inform that
Miss. Bhumi P. Kadam F/19
is suffering from severe
migraine she was advised
rest from 18.10.23 - 19.10.23.
She can attend college
from 20.10.23

Amit Shah

DR. AMIT M. SHAH M.D.
CONSULTANT NEUROLOGIST
REGISTRATION No. 89529



Membership

- American Academy of Neurology
- Maharashtra Association of Neurology
- Indian Epilepsy Association
- Indian Stroke Association
- Indian Academy of Neurology

🌐 www.dramitshahneuro.com



Laxmi Charitable Trust's
Sheth L.U.J. College of Arts & Sir M.V. College of Science & Commerce
Dr. S. Radhakrishnan Marg, Andheri (East), Mumbai 400 069.



No. MVLU/SN/110/23-24
Date: 10th November, 2023

NOTICE

TIME TABLE FOR F.Y.B.Sc. (COMPUTER SCIENCE) SEM I REGULAR INTERNAL ADDITIONAL EXAMINATION
NOVEMBER 2023

Day & Date	Time	Seat No.	Subject
MONDAY 04-12-2023	11:45 AM - 12:15 PM	F094	Introduction to Programming with Python

Instructions for candidate:

- 1) Students reporting time is 30 min prior to exam commencement time.
- 2) Candidates arriving after reporting time will not be allowed to give Examination.
- 3) Candidates will not be allowed in the examination without a valid identity card.
- 4) Mobile phones are strictly not allowed in the examination room/lab.
- 5) Candidates will not be allowed to keep any books, notes or papers, CDs, Pen Drives, Card Reader or any other kind of memory sticks with you except writing instruments and rulers in the Practical Laboratory.
- 6) College is not responsible for loss of any valuable property.

P. Bhabal

Incharge
Examination Committee

- C.C:- 1) I/C Principal
2) Office
3) Examination Committee
4) Student Notice Board



Principals
I/C PRINCIPAL

Additional Exam
Passport Photo

Jeney
25/10/23.

From,
Nadar Jeney Rajan Punitha,
FYCS, Rollno. F094
Malad (W).

To,
The Principal,
MVLV College,
Andheri (East).

Subject: Reason for unable to attend internal exam.

Respected Sir,

I, Nadar Jeney Rajan of class FYCS, Rollno. F094 was unable to attend the exam held on 4th September 2023 due to hospitalization.

I was treated medically for exacerbation of allergic Rhinitis and Bronchitis. Due to such circumstances was unable to come to college for exam so, kindly do the needful.

Thank you.

Yours faithfully
Jeney Nadar
FYCS

Jeney



MANGALMURTI HOSPITAL & POLYCLINIC

मंगलमूर्ति हॉस्पिटल आणि पॉलिक्लिनिक

Dr. Sagaya Mary MBBS, DGO (MUM)

Consultant Gynaecologist & Obstetrician

Reg No. MMC 2015/04/2131

MALVANI : First Floor, Block No. A-202 & B101, Rose Apartment, Behind Nilam Studio, Opp. Fire Brigade,
Malvani No. 3, Malvani Police Station Road, Malad (W), Mumbai - 400 095

Mobile : 8280069557 / 9820078371

4/9/23

To whomsoever it may concern.

This is to certify that Miss. Jancy Nada
17/F was admitted with exacerbation
of allergic Rhinitis & Bronchitis.

She was treated medically and stabilized.

She was not able to attend her exams
from (3/9/23 - 4/9/23) due to hospitalization. She would be

fit to resume her studies from

5/9/23 onwards. Kindly do the needful.

Thanking you.

Yours faithfully



DR. SAGAYAMARY

M.B.B.S D.G.O

Reg No. 2015/04/2131



Laxmi Charitable Trust's
Sheth L.U.J. College of Arts & Sir M.V. College of Science & Commerce
Dr. S. Radhakrishnan Marg, Andheri (East), Mumbai 400 069.



No. MVLU/EXAM/154/23-24

Date: 1st March, 2024

NOTICE

TIMETABLE FOR F.Y.B.Sc. (BIOTECHNOLOGY) SEM II REGULAR ADDITIONAL INTERNAL EXAMINATION MARCH 2024

Day & Date	Time	Subject
MONDAY 04/03/2024	02:00 PM – 02:40 PM	Basic Computers and Biostatistics

F169

The students are required to attend the exams on the above mentioned dates and time. There will be no further extensions given for internal exam. Kindly follow the above schedule.

NOTE:

Students have to come to college 30 minutes prior to the scheduled exam date & time.

(Coordinator B.Sc. BT)

In charge
Examination Committee

I/C Principal

CC: I/C Principal
Office copy
Examination Committee
Biotechnology Department



Conduct Reexam on
Medical Grounds.

Date:- 28/2/24.

To

The MOD of Biotechnology.

Subject:- Absent in Biostat paper.

Respected Ma'am,

I Mohammad. Shaikh, is writing this letter,
asking for another chance for reappearing
my Biostat's internal paper which was on
date: 26/2/24, which I had missed because
of severe cough & cold and bronchitis.

Thanking You

Your sincerely

Mohammad. Shaikh (FY169)

Mohammad

Sign

Recommended for additional internal
exam

Alshinde
29/2/24



Medical Certificate

Date 27/2/24

Master/MS/Mr. Moni? Shaikh

Is/was under my treatment for Acute Pharyngitis

From 26/2/24 to 27/2/24

He/She is/was advised complete rest for the above period

He/She is medically fit to resume from 28/2/24



[Handwritten Signature]

DR. BHARAT H. SHAH
M.B.B.S.
Guru Krupa, Vishwabharti Society,
V. P. Road, Anchari (West),
MUMBAI-400 063.
Reg No. 29478

[Handwritten Signature]

DR. BHARAT H. SHAH
M.B.B.S.
Guru Krupa, Vishwabharti Society,
V. P. Road, Anchari (West),
MUMBAI-400 063.
Reg No. 29478



Laxmi Charitable Trust's
Sheth L.U.J. College of Arts & Sir M.V. College of Science & Commerce
Dr. S. Radhakrishnan Marg, Andheri (East), Mumbai 400 069.



No. MVLU/EXAM/155/23-24
Date: 1st March, 2024

NOTICE

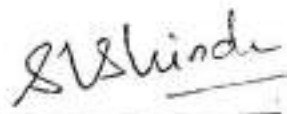
TIMETABLE FOR S.Y.B.Sc. (BIOTECHNOLOGY) SEM IV REGULAR ADDITIONAL INTERNAL EXAMINATION MARCH 2024

Day & Date	Time	Subject
MONDAY 04/03/2024	01:00 PM-01:40 PM	Medical Biotechnology S147 &
	01:40 PM -02:20 PM	Cell Biology and Cytogenetics S159
TUESDAY 05/03/2024	01:00 PM-01:40 PM	Applied Chemistry-II S147 &
	01:40 PM -02:20 PM	Biochemistry S159
WEDNESDAY 06/03/2024	01:00 PM-01:40 PM	Molecular Diagnostics S159, S147
	01:40 PM -02:20 PM	Bioinformatics and Biostatistics S147

The students are required to attend the exams on the above mentioned dates and time. There will be no further extensions given for internal exam. Kindly follow the above schedule.

NOTE:

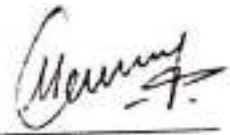
Students have to come to college 30 minutes prior to the scheduled exam date & time.



(Coordinator B.Sc. BT)



Incharge
Examination Committee



I/C Principal

CC: I/C Principal
Office copy
Examination Committee
Biotechnology Department



2/3/24

To,
The principal,
SHEETH L.V.J & SIR M.V COLLEGE.

I am Anjana Jha from SYBT, Roll no. 13A

This letter is to inform you that, I was not able to give the Sem IV Internal exam due to health problem. I was suffering from Stomach Infection from 18th February to 28th February, I was under doctor's consultant.

Thankyou for you support

Your Sincerely
Anjana Jha

Anjana

Anjana





| 10101010101 |

HARDEV NURSING HOME & I.C.C.U.

MULTISPECIALITY HOSPITAL

Rx

Date: 28/2/24

To, whomsoever it may concern

This is to certify that pt. Anjana Sha
22/F was diagnosed to D A F I C A G E
i.e. acute febrile illness & acute gastroenteritis.

She was under my treatment from
18/2/24 to 28/2/24 i.e. for 10 days.

She came to ward with ⊕, Nausea & fever on &
off since 5 days.

Pt advised to take rest for min 10
days i.e. from 18/2/24 to 28/2/24


28/02/24

Dr. PRASAD P. PADWAL
MD DNB: Pulmonary Medicine)
FNB (Critical Care Medicine)
Reg. No. 2003041619



Vershikara Compound, Opp. Tirumala Tower, B.R. Road,
Vaishali Nagar, Mulund (W), Mumbai - 80.

022 21641020 / 8928526484



Conduct Review on
nutritional grounds.

26/2/24

To,

Dr. Jyoti
29/2/24

The Head of the Dept.
Biotechnology.
M.V.L.U College
Andheri (E).

Sub: Absent due to illness.

Respected Madam,

This is to inform you that my daughter
Tahura F. Shaikh studying in your college,
Roll no: S159 (S.YBT) was suffering from throat
and skin infection due to which she was
not able to attend the college and appear
for her internal examinations dated 20/2/24 to
24/2/24.

Kindly excuse her and allow her to
appear for exams she has missed

Thanking you.

Farhan

FARHAN SHAIKH

Recommended for additional internal exam

S. Shinde
29/2/24





Rathi's MY SKIN MY HEALTH

We care.....B'coz it matters.

📞 9930905011

✉ drpallavir@gmail.com

🌐 www.myskinmyhealth.in

A-407 / 408, Pranik Chambers, Sakinaka Road, Sakinaka, Andheri East, Mumbai-400 072.

Landmark: *1 Min Walking Distance from Sakinaka Metro Station Gate No-1*

For Appointment : 8422990990

Timing : Mon / Wed / Fri 12:30 p.m. to 3:00 p.m.

Tue / Thur / Sat 5:00 p.m. to 8:00 p.m.

Sun : 11:00 a.m. to 1:00 p.m. (By Appointment)

Dr. Pallavi Rathi

MD, DDV, FCPS (SKIN)
Reg. No.2006/02/562
Consultant Dermatologist, Cosmetologist,
Trichologist & Laser Surgeon

MEDSKIN : Silver Belle, 2nd Floor, J.B. Nagar, Andheri (E), Mumbai - 400069

For Appointment : 8097104590

Timing : Mon / Wed / Fri 6:30 p.m. to 8:00 p.m.

Tue / Thur / Sat 11:00 a.m. to 1:00 p.m.

(By Appointment)

DND

History

Name: TAMURA SHAIKH

Age:

Date:

SKIN

- ACNE
- PSORIASIS
- ECZEMA
- VITILIGO / WHITE PATCH
- PIGMENTATION
- SKIN ALLERGY
- SKIN INFECTIONS
- SKIN TAG / WART REMOVAL
- KELOID
- DERMATOSURGERY
- PHOTOTHERAPY (NB-UVB,PUVA)

HAIR

- DANDRUFF
- HAIRFALL
- SCALP PROBLEMS
- MALE & FEMALE BALDNESS
- STEM CELL THERAPY / PRP
- IGROW
- HAIR SHINE
- HAIR ROOT TREATMENT
- HAIR TRANSPLANT(FUE/FUT)

COSMETOLOGY

- SKIN PEELING
- MICRO DERMABRASION
- SKIN WHITENING / PARTY PEEL
- ANTI AGEING
- THREAD LIFT / HIFU
- BOTOX AND FILLERS
- SEMI PERMANENT MAKE-UP
- WEIGHT MANAGEMENT
- BODY CONTOURING

LASER

- LASER HAIR REDUCTION
- LASER TATTOO REMOVAL
- LASER FOR SCARS
- LASER CORN REMOVAL
- LASER FOR SKIN PIGMENTATION

To whomsoever it may concern
This is to certify that
MS. TAMURA SHAIKH was
under my treatment
from 19.2.24 to 24.2.24
for viral infection
(H. labialis).
Kindly consider.

Thanking you
P. Rathi



1	2	3
4	5	6
7	8	9
0	▼	

START STOP SHARE

View Share

Hairloss

Acne

Fungal infection

Wrinkles

Melasma

Visit After

Doctor's Signature / Stamp

Submit ▶

Note : Above are suggested brand name and is not binding on the patient to buy the same

Powered By WONDRA



Laxmi Charitable Trust's
Sheth L.U.J. College of Arts & Sir M.V. College of Science & Commerce
Dr. S. Radhakrishnan Marg, Andheri (East), Mumbai 400 069.



No. MVLU/EXAM/170/23-24

Date: 22nd March, 2024

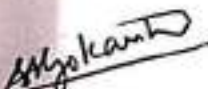
NOTICE

Timetable for T. Y. B. Sc. Information Technology (with Credits) Semester VI Additional Internal Exam
March / April 2024
Venue: IT Lab

Day & Date	Time	Semester VI Subjects
TUESDAY 26/3/2024	1:30 pm - 2:00 pm	Principles of Geographic Information Systems
WEDNESDAY 27/3/2024	1:30 pm - 2:00 pm	Security in Computing
THURSDAY 28/3/2024	1:30 pm - 2:00 pm	Software Quality Assurance
SATURDAY 30/3/2024	1:30 pm - 2:00 pm	Business Intelligence
MONDAY 01/4/2024	1:30 pm - 2:00 pm	IT Service Management

Instructions for candidate:

- 1) Student reporting time is 15 min. before exam commencement time.
- 2) Candidates arriving after reporting time will not be allowed to give exam.
- 3) Mobile phones are prohibited in the examination room/lab.
- 4) Candidates will not be allowed to keep any books, notes or papers, CDs, Pen Drives, Card readers.
- 5) The college is not responsible for the loss of any valuable property.


Co-ordinator B. Sc. IT


Incharge- Exam Comm.


I/C PRINCIPAL

- CC: 1) I/C Principal
2) Office Copy
3) Examination Committee
4) Information Technology Dept.



Sandesh Pal was admitted to hospital during unit test in the month of ^{Date} February.

~~M. V. Pal~~ Requesting to consider him for taking test on all subjects of sem VI -logy

To
The Principal
Sheth L.V.J & Sir

M.V College of Arts,
Science & Commerce.

Ms. Pradyumna
Consider for
admission exam
on medical grounds

Subject: Request for not attending unit Test.

Respected Sir

(Signature)
21/3/24

I am Sandesh Pal. I am unable to appear in the undergoing unit Test Examination due to my serious illness. I had reduce the glucose etc. for last one month and advised by doctor to take admit the patient in hospital one month.

Sir kindly take unit Test Separately.



Thanking you
yours obediently

Sandesh Pal

class BSCIT.

Roll no 37



ಕರ್ನಾಟಕ ಸರ್ಕಾರದ ಆರೋಗ್ಯ ಇಲಾಖೆ
ಕರ್ನಾಟಕ ರಾಜ್ಯದ ಆರೋಗ್ಯ ಇಲಾಖೆ
ಕರ್ನಾಟಕ ರಾಜ್ಯದ ಆರೋಗ್ಯ ಇಲಾಖೆ



ಹೆಸರು	ಕರ್ನಾಟಕ ಸರ್ಕಾರದ ಆರೋಗ್ಯ ಇಲಾಖೆ	ವಯಸ್ಸು	21
ಜನ್ಮದ ದಿನಾಂಕ	15/11/2003	ವಯಸ್ಸು	21
ವಿಧಿ	ಕುಟುಂಬ	ವಿಧಿ	21
ಪಿನ್ ಕೋಡ್	560001	ವಿಧಿ	21
ವಿಳಾಸ	ಕರ್ನಾಟಕ ಸರ್ಕಾರದ ಆರೋಗ್ಯ ಇಲಾಖೆ ಕರ್ನಾಟಕ ಸರ್ಕಾರದ ಆರೋಗ್ಯ ಇಲಾಖೆ	ವಿಧಿ	21

Head of Clinical Services - Dr. Ramesh Kumar

Diagnosis: Severe Thalassemia (major or beta-thal)

• TTT on regular transfusion: severe iron overload status

Weight: 33.5 kg
Height: 158 cm
BMI: 13.5

Clinical Notes

- S/B Dr. Poulami
- 20 yrs M: case of transfusion dependent Thalassemia taking regular PRC transfusions at Post Hospital with pre transfusion Hb of 6-8 gm% @ 15-16 ml/kg every 15-20 days
- Last PRC transfusion on 20/03/24 at Hb 8.2gm%
- Issues:
- 1) Iron overload - Severe iron overload in heart liver and pancreas Nov 22. Received IV desferal for 21 days from 20/11/23 - 17/12/23. On Desferal @ 40.0mg/kg, Keffer @ 0.3, Trokel, by Desferal 2 vials/ 5 days/week
- 2) HbA1c (OCT 22) - NR
- 3) 2D ECHO (Dec 22) - normal
- 4) Impaired fasting glucose
- 5) Short stature
- OE: ACC
- Vitals stable
- No pallor, no icterus
- P/A soft, RL, LL S0
- Rest S/E: WNL
- Adv
- Blood for CBC, AST, ALT, T/D BIL, Creatinine, HbA1c, Ferritin
- 2D ECHO, T2* MRI, DEXA
- Leucodepleted PRC transfusions at 15-20ml/kg every 3-4 weeks to maintain pre transfusion Hb 9-10 gm%
- Endocrine reference
- FU with reports
- S/B Dr. Poulami
- AST/ALT high (>200)



Stop Deferasirox

FU in telemedicine after 2 weeks with AST/ALT, T/D Bil, Creatinine

Lab Results :

Request Date	Sample Sent	Reported Date	Investigations	Consolidated
28-02-24	28 Feb 2024 - 12:45pm		<ul style="list-style-type: none"> Serum Ferritin@Dr. Janiwala Laboratory 	
28-02-24	28 Feb 2024 - 3:06pm	28 Feb 2024 - 3:06pm	<ul style="list-style-type: none"> Pkg_Daycare - CBC, Total Bilirubin, Direct Bilirubin, ALT, AST, Creatinine@MCGM Labs 	WBC: 6980 /microL ANC: 3741 /microL ALC: 2499 /microL Hb: 9.3 g/dL MCV: 81 fL Platelets: 135000 /microL Creatinine: 0.97 mg/dL SGPT/ALT: 120 U/L Total Bilirubin: 2.09 mg/dL SGOT: 217 unit/l AMC (Absolute monocyte count): 691 /microL HCT (Hematocrit): 28.2

Treatment Advised :

Tab Desirox 1500 mg PO OD early morning empty stomach dispersed in water in a non metallic glass — W/H

Cap. Kelfer (500 mg) 2 caps PO TDS

Tab Calcium 500 mg PO BD

Cap. Zincovit 1 cap PO OD

Vitamin D3 60,000IU once every 3 months

Next Appointment Date :

Name and Sign of Fellow

Dr. Mamta Manglani
Director (Academic & Research)Dr. Ratna Sharma
Clinical Head & Senior ConsultantDr. Rajesh Patel
BMT PhysicianDr. Pranoti Kini
Associate ConsultantDr. Amit Jain
Junior ConsultantDr. Apita Gupta
Junior Consultant

 Dr. Poulami Das
 Junior Consultant
Dr. Bhavana Gautam
Assistant Medical Officer



DR. JARIWALA LABORATORY®

(DR. JARIWALA LABORATORY & DIAGNOSTICS LLP)

Dr. HARSHAD JARIWALA M.D. D.P.B.
Director

Dr. PRATIK JARIWALA M.D.
Director

SINCE 1981
P.I.D.

Name : JL0711219

Age/Gender : Mr.SANDESH SAHEBAL PAL UHHD 1228

V.I.D. : 10240590303

Ref. By Dr. : -----

Registered On : 28-02-2024 17:09

Collected On : 28-02-2024 17:19

Reported On : 28-02-2024 18:55

Client Id : BMT HOSPITAL



FERRITIN

Test	Result	Unit	Reference Range
Ferritin, serum	: 10094	ng/ml	30 - 400

Method: ECLIA

Heterophilic antibodies in human serum can react with reagent immunoglobins, interfering with in vitro immunoassays. Patients routinely exposed to animal serum products can be prone to this interference and anomalous results may be observed.

**** End Of The Report ****

Please use the P.I.D. for all your Future REF.




Dr. H J JARIWALA
MMC NO :35479
M.D. D.P.B.

29/9/23

Dr. Mamta Manglani
Director
(Academic and Research)

Dr. Ramesh Bharmal
Officer on Special Duty

Dr. Santosh Khude
Dy. Director

Dr. Ratna Sharma
Sr. Consultant

Dr. Pranoti Kini
Jr. Consultant

Dr. Rajesh Patil
BMT Physician

Dr. Nidhi Mehta
Transfusion
Medicine Consultant

Sandeesh Patil

20y/Male

Case of Transfusion Dependent Thalassemia with
severe iron overload

Adv

- Suj Desferal 2 vials (500mg) x 5 days / week x
3 months





DR. POULAMI DAS
JUNIOR CONSULTANT



OPD Days & Timings

Pediatric
Hematology- Oncology
Wednesday & Friday
9.00 am to 12.00 noon


Pediatric BMT
Monday & Thursday
9.00 am to 12.00 noon


Municipal Corporation of Greater Mumbai

CONTINUATION SHEET

Name Sandesh pal

Deptt. DPD O. P. D. Case No. 1228

Date	Investigations	Treatment
26 APR 2023	Patient has come a father for admission for IV drip Reports (b) no fever, cough, cold, no fresh issues	Admit + indoor for IV drip 



Suggested follow-up after

24 MAY 2023
 36kg
 20y M
 Case of Transfusion Dependent Thalassaemia
 taking regular PRC transfusions at Nair
 Hospital with a pre-transfusion h-9 gm%.
 @ 15-16 ml/kg every 20-25 days.

Issues:

- Iron overload: Seven iron overload in heart/
 liver/pancreas and received IV Desferal for
 21 days.
 On Desiron @ 41.6 mg/d, Kelfer @ 83.3 mg/d.
 Planned to be started on subcut. Desferal.
 S.ferritin (Jan 23) - 3540
- HHH - non reactive (Oct 22)
- ZDECHO - (Dec 22): Normal
- Impaired fasting blood glucose.
- Short stature.

4E: ALC

- pallor (+) mild, no icterus
- Akd soft. Liver NP, Spleen NP.

Ado

- Blood for CBC, ~~ABT~~
- T. Desferation 1500mg Po qd early morning
 empty stomach in a non metallic glass with



DISCHARGE SUMMARY

Name of Patient: Sandesh Pal
 IHD: 1228
 Unit: - Dr Ratna Sharma
 Date of Admission: 26.4.23

Age: 19 years
 Indoor No: 342/23

Sex: Male

Date of Discharge: 11.5.23

Diagnosis: Transfusion dependent thalassemia with severe cardiac iron overload admitted for IV Desferrioxamin.

History:

19 years old male child known case of transfusion dependent thalassemia, 1st by birth order, born out of non consanguineous marriage, belonging to Hindu community, resident of Nalasopara, hailing from Uttar Pradesh. He required 1st transfusion at Andheri Nursing home at the age of 4 months, when he presented with febrile illness. 1 month later he required another PRC transfusion at Nair Hospital, where he was diagnosed with B-Thalassemia Major. Currently he is taking transfusion at Nair Hospital. Initially requiring 1 bag every 15 days, currently requires 1 bag/month. Pre transfusion Hb 7-8gm%. Last transfusion taken on 21/2/23 with Hb-4 1gm%. He was put on Thalidomide trial from 01/1/22, Randomized to group(A). Thalidomide was stopped on 02/03/23 i/v/o cytopenias. And was removed from the trial i/v/o poor compliance.
 Chelation history- He received no chelation till the age of 9years. Started taking Desirox @31mkd from 2013. Currently taking Desirox 1500mg/day @40.9mkd

Course:

Iron Overload-Patient is admitted at CTC for IV deferoxamine therapy. His last ferritin level was 2500 (Jan 22). His MRI done on 22/11/22 showed severe iron overload over Heart/Liver/Pancreas, HD Echo done was normal. On examination patient was afebrile and vitally stable. Per abdomen examination was soft & non tender, Liver and Spleen both were non palpable. Rest Systemic examinations were normal. He was admitted and started on Inj Desferrioxamin as continuous infusion under cardiac monitoring initially from 27mkd which was then gradually increased to 41 mkd. He received 3 PRC transfusions during his stay to keep pretransfusion Hb of 9gm%. He tolerated the IV Desferrioxamin infusion well for all 21 days with no complaints. His Desirox was stopped once Kelfer was available. Kelfer was started @75mkd, which was later increased to @82mkd

Endocrine review done-reports suggestive of iFBS with normal C-peptide, adv to continue calcium and vitamin D3 and follow up in endocrine opd in July 23.

Currently, patient has completed 21 days of IV Desferral, is maintaining hemoglobin and haemodynamically stable. He has no other complaints, hence is being discharged.

Transfusion data:

Date	28.4.23	1.5.23	6.5.23	11.5.23	16.5.23
Pre tx	8.4@6.5ml/kg	7.4@8.3ml/kg	8.7@8.6ml/kg	9.6@9.15ml/kg	9.3@7ml/kg
Hb-	239ml	300ml	310ml	335ml	252ml

Treatment given:

- Tab Desirox 500mg/tab 3tabs-0-0 PO OD stopped on 03.05.23
- Tab Vitamin C 100mg PO OD
- Tab Zincovit 1 tab PO OD
- Tab Calcium 1tab-0-1tab PO BD



**ICGIM - Comprehensive Thalassemia Care,
Pediatric Hematology-Oncology & BMT Centre**

Superspecialty Hospital

(Paediatric Centre of LTM Medical College & General Hospital, Sion, Mumbai)



**CTC-PH-O-BMT
Borivali, Mumbai**

- Tab Amlodipine 5mg PO OD
- Ceapoi D ointment LA BD (29.4.23-04.5.23)
- Cap Kelfer 500mg/cap 2-2-1 PO TDS @75mkd started on (04.05.23-11.5.23) → Cap Kelfer 500mg/cap 2-2-2 PO TDS @82mkd (12.5.23-16.5.23)
- inj Desferal 1000mg in 500ml NS IV over 24hours @27mkd on 26.4.23
- inj Desferal 1500mg in 500ml NS IV over 24hours @41mkd on 27.4.23-16.05.23

Discharge advice:

- Tab Vitamin C 100mg PO OD
- Tab Zincovit 1 tab PO OD
- Tab Calcium Itab-0-1tab PO BD
- Vitamin D 60000 I.U / 2 monthly
- Tab Amlodipine 5mg PO OD
- Cap Kelfer 500mg/cap 2-2-2 PO TDS @82mkd
- Tab Desirox 500mg/tab 3tabs-0-0 PO OD @41mkd

- Follow up on 24/5/2023 in opd to repeat CBC after 1 week.
- To bring Desferal pump on follow up for demonstration purpose.
- To meet dietician and physiotherapist.
- Follow up in Endocrine OPD in July 2023 with DEXA and iFBS reports.
- To continue regular transfusion and maintain pre tx HB>9.5- 10gm%

In case of emergency contact CTC helpline number 7304066348

For any pending reports, contact dispatch counter functioning hours 5:00pm to 6:00pm

Discharge summary has been explained by: Shreshth Pt. Shreshth

Discharge summary has been understood by: Sandeep Pt. himself

Discharge summary reports handed over by: Shreshth

Discharge Summary Report handed over to: Sandeep Pt. himself

Shreshth
HCGMO

Fellow Shreshth
Dr. Shreshth

Consultant





Laxmi Charitable Trust's
Sheth L.U.J. College of Arts & Sir M.V. College of Science & Commerce
Dr. S. Radhakrishnan Marg, Andheri (East), Mumbai 400 069.



No. MVLU/Exam./177/23-24
April 23, 2024

NOTICE

ADDITIONAL EXAMINATION

TIME TABLE FOR S.Y.B.Sc. (COMPUTER SCIENCE) SEM IV THEORY ADDITIONAL EXAMINATION APRIL 2024

TIME: 2:30 PM TO 5:00 PM

Day & Date	Subject
THURSDAY 25/04/2024	Theory of Computation
FRIDAY 26/04/2024	Computer Networks
MONDAY 29/04/2024	Software Engineering
TUESDAY 30/04/2024	IoT Technologies
THURSDAY 2/05/2024	Research Methodology

Instructions for candidate:

- 1) Students reporting time is 30 min prior to exam commencement time.
- 2) Candidates arriving after reporting time will not be allowed to give Examination.
- 3) Candidates will not be allowed in the examination without a valid identity card.
- 4) Mobile phones are strictly not allowed in the examination room/lab.
- 5) Candidates will not be allowed to keep any books, notes or papers, CDs, Pen Drives, Card Reader or any other kind of memory sticks with you except writing instruments and rulers in the Practical Laboratory.
- 6) College is not responsible for loss of any valuable property.



Incharge

Examination Committee





I/C PRINCIPAL

- C.C:-
- 1) I/C principal
 - 2) Office
 - 3) Examination Committee
 - 4) Student Notice Board

To, Additional exams
permitted on medical
grounds. Munay 22/04/24 M IOT
The Principal,
MVLV College,
Andheri (East)
Date - 03 April, 2024
Sem IV
SEI C.M.T.OG,
PS: 11541

Subject:- Request for Re-Examination due to Medical Reasons.

Respected Sir,

I am Gopal Vishwakarma, currently enrolled as a second-year Computer science student at your college. Unfortunately, during the semester 4 examination period, I encountered an unexpected health issue. As a result, I was unable to attend the remaining five examinations. It lead to my hospitalization from March 27th to April 1st.

I kindly request your assistance in arranging a re-examination for the missed subjects. Enclosed, please find the necessary medical documentation supporting my absence during the examination period.

Thank you for your understanding and consideration. I eagerly await your response and guidance on the next steps to proceed with the re-examination process.

Yours sincerely,
Gopal Vishwakarma (S121)
S.Y. CS

Gopal



HIGHWAY MEDICAL CENTRE - MANAGED BY

24 HOURS SERVICE

Mob.: 9323 221100 Tel.: 022 - 28329512

Raksha



MULTISPECIALITY HOSPITAL PVT LTD
Cure, Care & Concern

ICU | MEDICAL | SURGICAL | ORTHO | GYNAECOLOGY | DIAGNOSTIC | ENT | ONCOLOGY | E.E.C.P. CENTER | TRAUMA | SPINE | DIABETIC

1st Floor, Twin Tower, Manish Park, Jeejamata Road, Pump House, Andheri (East),
Mumbai - 400 093. E-mail : raksha24hrs@gmail.com

1/4/2024

To
Whom so ever it may concerned,

This is to bring your kind Notice that
Pt. Name :- Mr. Gopal Vishwakarma 20y/male,
has been Admitted in hospital on 27/3/2024
with severe fever on & off with chills, High grade
fever. and has been discharge on 1/4/2024
with thrombocytopenia.

Pt has been Advise to take bed rest for
hrs days.

Kindly do the needfull.

Thank you,





SUNSHINE DIAGNOSTIC CENTRE

ENHANCING LIFE. EXCELLING IN CARE.

DR. LEENA KARKHANIS
M.D. PATHOLOGIST (BOARD)

MR. K. VISHWAKARMA
D.M.L.T. (BOARD)



ISO CERTIFIED NO
9001:2015

FULLY COMPUTERISED PATHOLOGY LABORATORY

HAEMATOLOGY • BIO-CHEMISTRY • CLINICAL • HISTOPATHOLOGY • CYTOLOGY • ECG

Patient Name	MR GOPAL VISHWAKARMA	Date	26-Mar-2024
Lab No.	31	Age	20 Years
Referred By Dr.	A.K. PANDEY	Gender	Male

COMPLETE BLOOD COUNT

Test	Result	Unit	Reference Range
Blood Haemoglobin Levels	: 13.6	g/dl	13.00 - 18.00
R.B.C. Count	: 4.80	millicumm	4.50 - 6.50
P.C.V	: 41.0	%	40.00 - 54.00
M.C.V	: 89.1	fL	80.00 - 96.00
M.C.H	: 29.6	Pg	27.00 - 33.00
M.C.H.C	: 33.2	%	31.00 - 37.00
R.D.W	: 16.0	%	11.00 - 16.00
W.B.C. Count	: 5,400	per cu - mm	4000 - 11000

DIFFERENTIAL COUNT

Neutrophils	: 60	%	40.00 - 75.00
Lymphocytes	: 37	%	20.00 - 45.00
Eosinophils	: 01	%	0.00 - 8.00
Monocytes	: 02	%	0.00 - 10.00
Basophils	: 00	%	0.00 - 1.00

MORPHOLOGY

RBC Morphology	: Normochromic & Normocytic		
WBC Morphology	: Normal		
Platelet Count	: L 68,000	x 10 ³ /μL	150000 - 450000
Platelet on Smear	: Reduced		
M.P.V	: 8.8	fL	7.40 - 11.00
Malarial Parasites	: Not Detected		
Comment	: -		



R - Rechecked, H - High, L - Low CHECKED BY
TECHNICAL STAFF

Test Report are Subjected to Technical limitations should by correlated clinically.
Please interpret the result in the light of clinical investigative parameters.

DR. LEENA KARKHANIS
MD.(PATH)



SUNSHINE DIAGNOSTIC CENTRE

ENHANCING LIFE. EXCELLING IN CARE

FULLY COMPUTERISED PATHOLOGY LABORATORY

DR. LEENA KARKHANIS

M.D. PATHOLOGIST (BOM)

MR. K. VISHWAKARMA

D.M.L.T. (BOM)



ISO CERTIFIED NO
9001:2015

❖ HAEMATOLOGY ❖ BIO-CHEMISTRY ❖ CLINICAL ❖ HISTOPATHOLOGY ❖ CYTOLOGY ❖ ECG

Patient Name	MR. GOPAL VISHWAKARMA	Date	27-Mar-2024
Lab No.	24	Age	20 Years
Referred By Dr.	A.K. PANDEY	Gender	Male

COMPLETE BLOOD COUNT

Test	Result	Unit	Reference Range
Blood Haemoglobin Levels	: 13.5	g/dl	13.00 - 18.00
R.B.C. Count	: L 4.40	mil/cumm	4.50 - 6.50
P.C.V	: 40.6	%	40.00 - 54.00
M.C.V	: 92.3	fL	80.00 - 96.00
M.C.H	: 30.7	Pg	27.00 - 33.00
M.C.H.C	: 33.3	%	31.00 - 37.00
R.D.W	: 15.8	%	11.00 - 16.00
W.B.C. Count	: 5,600	per cu - mm	4000 - 11000

DIFFERENTIAL COUNT

Neutrophils	: 67	%	40.00 - 75.00
Lymphocytes	: 30	%	20.00 - 45.00
Eosinophils	: 01	%	0.00 - 6.00
Monocytes	: 02	%	0.00 - 10.00
Basophils	: 00	%	0.00 - 1.00

MORPHOLOGY

RBC Morphology : Normochromic & Normocytic

WBC Morphology : Normal

Platelet Count : **L 45,000** x 10⁹ /μL **150000 - 450000**

Platelet on Smear : Reduced

M.P.V : 9.6 fL 7.40 - 11.00

Comment : ---



R - Rechecked, H - High, L - Low CHECKED BY
TECHNICAL STAFF

Test Report are Subjected to Technical limitations should by correlated clinically.
Please Interpret the result in the light of clinical investigative parameters.

DR. LEENA KARKHANIS
MD. (PATH)

Main Lab: Shop No 23/A, Sunderlal Bhatwadi, Opp. Dhobighat Bus Stop, Old Nagardas Road, Andheri (E), Mumbai - 400 069.

Branch: Opp. Shree Jain Dairy, Koldongari Road No 1, Bengali Chawl, Sahar Road, Andheri (E), Mumbai - 400 089

Time: 07:30 AM to 11:00 PM Phone: 022 26220713 / 022 26220717 Email: sunshine@sunshine@rediffmail.com

Raksha

DIAGNOSTIC HUB
Cure, Care & Concern



Patient Name : GOPAL VISHWAKARMA
Referral : SELF
Report Date : Mar 29, 2024, 12:59 p.m.
Sample Date : Mar 29, 2024, 09:11 a.m.

Age : 20 years (Male)
Reg. ID : IP - 16974
Report ID : 72075
Sample ID : 30792

COMPLETE BLOOD COUNT

Test Description	Value(s)	Reference Range
Haemoglobin	12.2 g/dl	14.0 - 16.5 g/dl
Packed Cell Volume (HCT)	37.7 %	40 - 54 %
R.B.C. Count	3.59 milli / cu-mm	4.50 - 6.50 milli / cu-mm
Mean Cell Volume(MCV)	105.01 fl	76 - 96 fl
Mean Cell Hemoglobin(MCH)	33.98 Pg	27 - 33 Pg
Mean Cell Hb Conc(MCHC)	32.36 gm/dl	30 - 35 gm/dl
RDW (CV)	15.6 %	11.0 - 14.5 %

W.B.C Count

2400 /cumm 4000 - 11000 /cumm

DIFFERENTIAL COUNT

Neutrophils	65 %	40 - 75 %
Lymphocytes	29 %	20 - 45 %
Eosinophils	02 %	01 - 06 %
Monocytes	04 %	01 - 10 %
Basophils	00 %	00 - 01 %

Platelet count


62000 /ul 150000 - 450000 /ul

E.S.R. | Wintrobe's method | 69 mm at 1hr 00 - 09 mm at 1hr

PERIPHERAL SMEAR EXAMINATION

Platelets Reduced on P.S.

END OF REPORT


Dr. UNZER KHAN
MD. Pathologist



Main Lab : Shop No. 38, D-11, Asmita Jyoti Bldg., Near Atharva College, Charkop Naka, Malad (West), Mumbai - 400 095.
Mob.: 9321150357 / 9769 977403

Andheri Lab : 1st Floor, Twin Tower, Manish Park, Jeejamata Road, Pump House, Andheri (East), Mumbai - 400 093.
Mob.: 8879988396 / 9323061234 / 76664 84137 E-mail : rakshalab@gmail.com

Vasai Lab : St. Mary's Advanced Women Care Hospital, Hathi Moba Road, Near Municipal Office, Vasai East, Mumbai - 401 201.



Patient Name : MR. GOPAL VISHWAKARMA

Referral : SELF

Report Date : Mar 30, 2024, 12:23 p.m.

Sample Date : Mar 30, 2024, 09:18 a.m.

Age : 20 years (Male)

Reg. ID : IP - 16974

Report ID : 72097

Sample ID : 30798

COMPLETE BLOOD COUNT

Test Description	Value(s)	Reference Range
Haemoglobin	10.7 g/dl	14.0 - 16.5 g/dl
Packed Cell Volume (HCT)	32.1 %	40 - 54 %
R.B.C. Count	3.07 milli / cu-mm	4.50 - 6.50 milli / cu-mm
Mean Cell Volume(MCV)	104.56 fL	76 - 96 fL
Mean Cell Hemoglobin(MCH)	34.85 Pg	27 - 33 Pg
Mean Cell Hb Conc(MCHC)	33.33 gm/dl	30 - 35 gm/dl
RDW (CV)	14.6 %	11.0 - 14.5 %

W.B.C Count

3300 /cumm

4000 - 11000 /cumm

DIFFERENTIAL COUNT

Neutrophils

60 %

40 - 75 %

Lymphocytes

30 %

20 - 45 %

Eosinophils

04 %

01 - 06 %

Monocytes

06 %

01 - 10 %

Basophils

00 %

00 - 01 %

Platelet count

56000 /ul

150000 - 450000 /ul

PERIPHERAL SMEAR EXAMINATION

Platelets

Reduced on P.S.

END OF REPORT

Dr. UNZER KHAN
MD. Pathologist



Main Lab : Shop No. 38, D-11, Asmita Jyoti Bldg., Near Atharva College, Charkop Naka, Malad (West), Mumbai - 400 095.

Mob.: 9321150357 / 9769977403

Andheri Lab : 1st Floor, Twin Tower, Manish Park, Jeejamata Road, Pump House, Andheri (East), Mumbai - 400 093.

Mob.: 8879988396 / 9323061234 / 76664 84137 E-mail: rakshalab@gmail.com

Vasai Lab : St. Mary's Hospital, Vasai (West), Palod Road, Near Municipal Garden, Vasai (West), Palod

Raksha

DIAGNOSTIC HUB

Cure, Care & Concern



Patient Name : MR. GOPAL VISHWAKARMA

Age : 20 years (Male)

Referral : SELF

Reg. ID : IP - 16974

Report Date : Mar 31, 2024, 12:34 p.m.

Report ID : 72130

Sample Date : Mar 31, 2024, 09:53 a.m.

Sample ID : 30806

COMPLETE BLOOD COUNT

Test Description	Value(s)	Reference Range
Haemoglobin	11.4 g/dl	14.0 - 16.5 g/dl
Packed Cell Volume (HCT)	34.8 %	40 - 54 %
R.B.C. Count	3.32 milli / cu-mm	4.50 - 6.50 milli / cu-mm
Mean Cell Volume(MCV)	104.82 fL	76 - 96 fL
Mean Cell Hemoglobin(MCH)	34.34 Pg	27 - 33 Pg
Mean Cell Hb Conc(MCHC)	32.76 gm/dl	30 - 35 gm/dl
RDW (CV)	15.3 %	11.0 - 14.5 %

W.B.C Count

3500 /cumm 4000 - 11000 /cumm

DIFFERENTIAL COUNT

Neutrophils	60 %	40 - 75 %
Lymphocytes	34 %	20 - 45 %
Eosinophils	02 %	01 - 06 %
Monocytes	04 %	01 - 10 %
Basophils	00 %	00 - 01 %

Platelet count

72000 /ul

150000 - 450000 /ul

PERIPHERAL SMEAR EXAMINATION

Platelets

Reduced on P.S.

END OF REPORT

Dr. UNZER KHAN
MD. Pathologist



Main Lab : Shop No. 38, D-11, Asmita Jyoti Bldg., Near Atharva College, Charkop Naka, Malad (West), Mumbai - 400 095.

Mob.: 9321150357 / 9769977403

Andheri Lab : 1st Floor, Twin Tower, Manish Park, Jeejamata Road, Pump House, Andheri (East), Mumbai - 400 093.

Mob.: 8879988396 / 9323061234 / 76664 84137 E-mail: rakshalab@gmail.com

Vasai Lab : St. Mary's Advanced Women Care Hospital, Hathi Mohli Road, Near Municipal Garden, Vasai (West), Dist. Palghar



Patient Name : MR. GOPAL VISHWAKARMA

Age : 20 years (Male)

Referral : SELF

Reg. ID : IP - 16974

Report Date : Apr 01, 2024, 10:40 a.m.

Report ID : 72139

Sample Date : Apr 01, 2024, 09:09 a.m.

Sample ID : 30811

COMPLETE BLOOD COUNT

Test Description	Value(s)	Reference Range
Haemoglobin	12.5 g/dl	14.0 - 16.5 g/dl
Packed Cell Volume (HCT)	37.0 %	40 - 54 %
R.B.C. Count	3.55 milli / cu-mm	4.50 - 6.50 milli / cu-mm
Mean Cell Volume(MCV)	104.23 fL	76 - 96 fL
Mean Cell Hemoglobin(MCH)	35.21 Pg	27 - 33 Pg
Mean Cell Hb Conc(MCHC)	33.78 gm/dl	30 - 35 gm/dl
RDW (CV)	15.3 %	11.0 - 14.5 %
W.B.C Count	4500 /cumm	4000 - 11000 /cumm
DIFFERENTIAL COUNT		
Neutrophils	49 %	40 - 75 %
Lymphocytes	40 %	20 - 45 %
Eosinophils	04 %	01 - 06 %
Monocytes	07 %	01 - 10 %
Basophils	00 %	00 - 01 %
Platelet count	81000 /ul	150000 - 450000 /ul

PERIPHERAL SMEAR EXAMINATION

Platelets

Reduced on P.S.

END OF REPORT

Dr. UNZER KHAN
MD, Pathologist



Main Lab : Shop No. 38, D-11, Asmita Jyoti Bldg., Near Atharva College, Charkop Naka, Malad (West), Mumbai - 400 095.

Mob.: 9321150357 / 9769977403

Andheri Lab : 1st Floor, Twin Tower, Manish Park, Jeejamata Road, Pump House, Andheri (East), Mumbai - 400 093.

Mob.: 8879988396 / 9323061234 / 76664 84137 E-mail: rakshalab@gmail.com

Vasai Lab : St. Mary's Advanced Women Care Hospital, Hathi Mohalla Road, Near Municipal Garden, Vasai (West), Palghar



Patient Name	MR. GOPAL VISHWAKARMA	Age/Sex	20 Years / MALE
Patient ID	151516		
Referred By	RAKSHA HOSPITAL	Visit Date	28/03/2024

SONOGRAPHY OF ABDOMEN AND PELVIS.

Real time, B mode, gray scale sonography of the abdominopelvic organs was performed.

LIVER : It is normal in size, shape and has smooth margins. It is uniformly isoechoic. The portobiliary radicles are normal in distribution and calibre. There is no solid or cystic mass lesion or calcification. **PORTAL VEIN** is normal in calibre.

GALL BLADDER : is well distended and has uniformly thin and regular walls. There is no mass lesion or calculus. **COMMON BILE DUCT** : is normal in calibre.

PANCREAS : is normal in size, shape, contour and echotexture. No solid or cystic mass lesion is noted.

KIDNEYS : are normal in size and have smooth margins. The right kidney measures 10.2 x 3.7 cm. The left measures 11.2 x 5.0 cm. Cortical echotexture is normal. No calculus or hydronephrosis is seen.

SPLEEN : is normal in size and shape. The echotexture is homogenous without any focal lesion.

RETROPERITONEUM : Aorta and IVC are normal.

BOTH PSOAS SHADOWS : are normal.

URINARY BLADDER : The urinary bladder is well distended. The walls are normal in thickness. There is no calculus.

PROSTATE : The prostate gland shows well defined and smooth margins. No calcification is seen. Its weight is 8.8 gms.

The ascending colon and part of caecum shows thickened and hyperechoic mucosa and submucosal layers. The surrounding mesentery is hyperechoic.

Few variable sized hypoechoic lymph nodes are seen in right lumbar & right iliac fossa region, largest measures 11 mm in short axis.

Minimal free-fluid is seen in pelvic region.

CONCLUSION :

The abdominal organs appear normal.

The ascending colon and part of caecum shows thickened and hyperechoic mucosa and submucosal layers. The surrounding mesentery is hyperechoic.

Few variable sized hypoechoic lymph nodes are seen in right lumbar & right iliac fossa region, largest measures 11 mm in short axis.

Minimal free-fluid is seen in pelvic region.

Suggest: Clinical correlation.

DR. ROHAN GADHEKAR





Date : 29/03/2024
Name : Gopal Vishwakarma

Age/Sex 20Years/Male

CT. SCAN OF ABDOMEN AND PELVIS WITH CONTRAST

Protocol:

Plain and contrast C.T study of the abdomen is performed after administration of oral and IV contrast medium. 1mm. serial contiguous sections are obtained from domes of diaphragm up to the pubic symphysis.

Observation:

Mild hepatosplenomegaly is noted. The liver and spleen otherwise appear normal and do not show any focal abnormality. The intrahepatic biliary and portal venous radicals appear normal. The portal vein is normal.

Gall bladder is normal and reveal no intrinsic abnormality. Common bile duct is not dilated. The pancreas is normal in size, shape and enhancement pattern. No focal area of altered attenuation or mass lesion is detected. Both adrenals are normal.

Both kidneys are normal in size, shape and position. No focal area of altered attenuation or mass lesion is detected. Both ureters are normal in course and caliber.

The urinary bladder is well distended. No evidence of vesicle mass / polyp seen.

Visualised prostate and seminal vesicles appear normal.

The abdominal and pelvic vasculature is normal.

Reactive right iliac fossa and mesenteric lymph nodes are noted.

There is no evidence of ascites.

Appendix is visualized and appears normal (6.6 mm). Visualized bowel otherwise appears normal.

CONCLUSION: CT findings show;

Mild Hepato-splenomegaly is noted.

Reactive right iliac fossa and mesenteric lymph nodes are noted.

No other significant abnormality is detected.

Please note that imaging conclusions need to be correlated with clinical findings & other investigation for final diagnosis.



Dr. Nimit Dhabalia
DNB Radiology

All the CT scan thin images can be evaluated in axial, coronal and sagittal sections by logging in at 103.195.80.237:3133 or by scanning below QR code, using the ID and password provided to the patient. For any clarifications regarding reports and images, please contact the reporting doctor directly on [7021609442](tel:7021609442).

Webviewer QR code:



VARICOSE VEINS | PATHOLOGY | DIGITAL X-RAY | SONOGRAPHY | ECG | CT SCAN | OPG | STRESS TEST
COLOR DOPPLER | PFT | MAMMOGRAPHY | EYECHECK-UP | EEG / EMG / NCV

Main Clinic : 37-38, Gr. Floor, Building No. 3, Mittal Industrial Estate, Nr. Marol Metro Station, Marol, Andheri (E), Mumbai 400059.

022-4618 7836/31 | 7021609442 | proscandiagnosics@gmail.com | www.proscandiagnosics.com

Branch Clinic : Shop 7, 1st Floor, Above Taqwa Jewellers, Harchu Sind Bahar Society, Behram Baug, Jogeshwari (W) 400102.