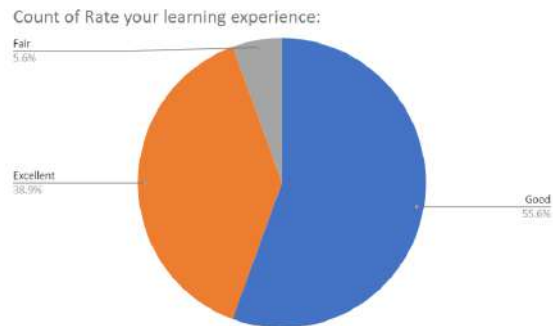




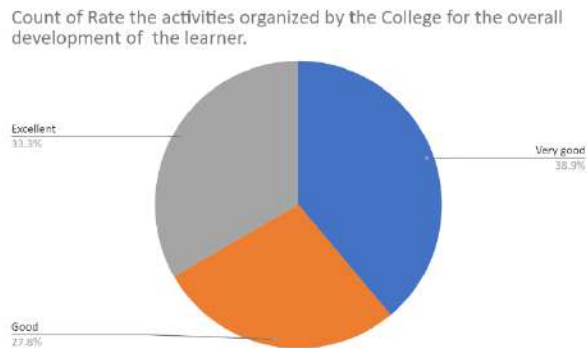
LAXMI CHARITABLE TRUST'S
SHETH L.U.J. COLLEGE OF ARTS & SIR M.V. COLLEGE OF
SCIENCE & COMMERCE

DR. S. RADHAKRISHNAN MARG, ANDHERI(EAST), MUMBAI - 400069

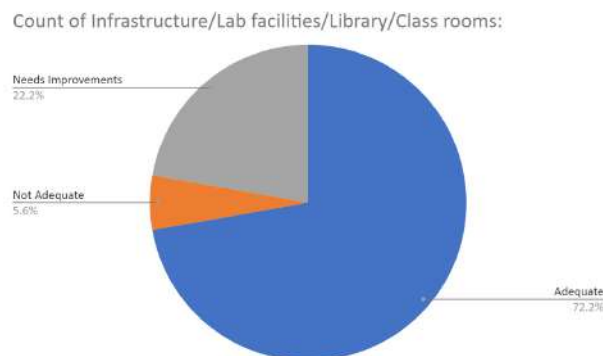
Alumni Feedback- A.Y 2020-21



Out of 18 respondents, "Good" was rated by 10 respondents with 55.6% as their learning experience followed by 38.8% for Excellent by 7 respondents and Fair was 5.6% being the least by 1 respondent.



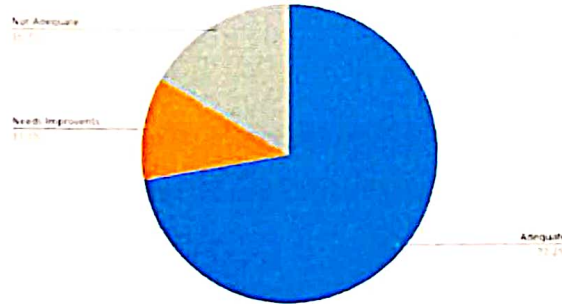
Out of 100%, the rating for activities organised by the college for the overall development of the learner was for Very good by 7 respondents with 38.9%, Excellent by 6 respondents with 33.3% and Good with 27.8% lowest by 5 respondents.



Out of 100%, 72. 2% was for adequate options for Infrastructure, Lab facilities, Library and Class rooms by 13 respondents whereas Need improvements was counted with 22.2% by 4 respondents and 5.6% was for not adequate by 1 respondents.

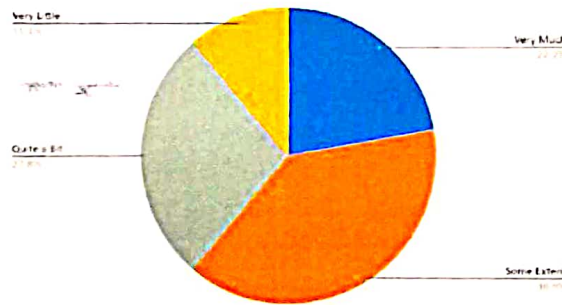


Count of Sports and Cultural facilities:



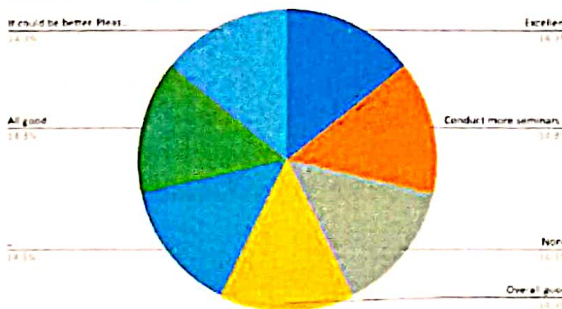
Out of the 18 respondents, 13 respondents (72.2%) rated adequate for sports and cultural facilities with the highest, not adequate was 16.7% (3 respondents) and 2 respondents (11.1%) selected need improvements.

Count of Seminars & Workshop :



Out of the 18 respondents, 7 respondents (38.9%) selected some extent for Seminars & Workshop, quite a bit was 27.8%, very much was 22.2% selected by 4 respondents and 11.1% was for very little.

Count of Any other suggestions/comments:

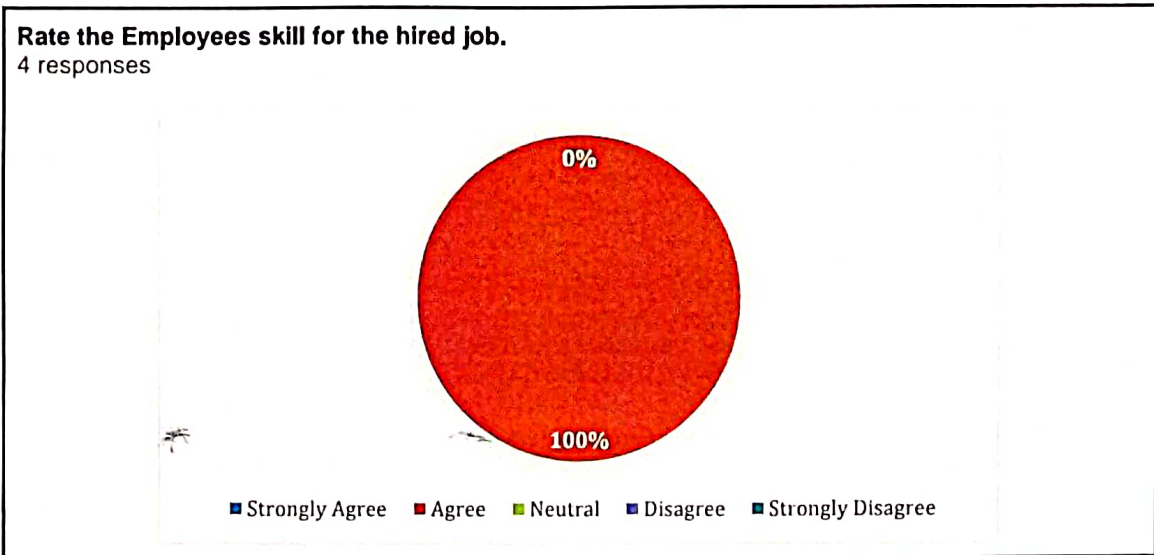


The above reflects the respondent's suggestions and comments.

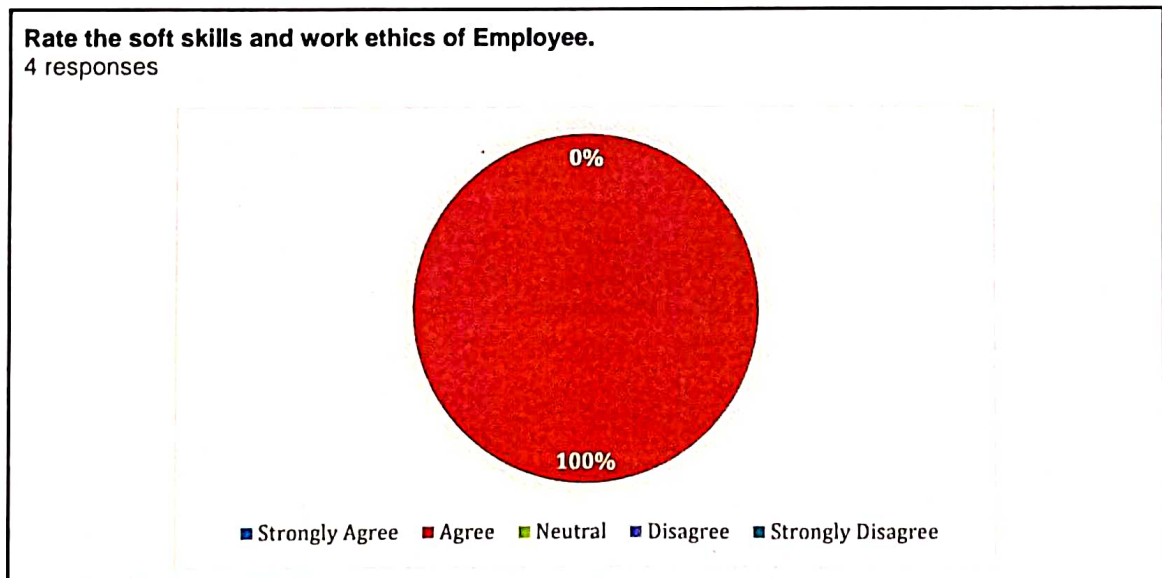


LAXMI CHARITABLE TRUST'S
SHETH L.U.J. COLLEGE OF ARTS & SIR M.V. COLLEGE OF
SCIENCE & COMMERCE
DR. S. RADHAKRISHNAN MARG, ANDHERI(EAST), MUMBAI - 400069

Employer Feedback A.Y 2020-21



100% Employer agree that employees have skill for the job they have been hired.



100% Employer agree that employees have soft skills and work ethics.

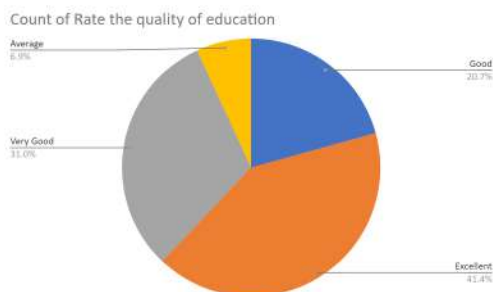




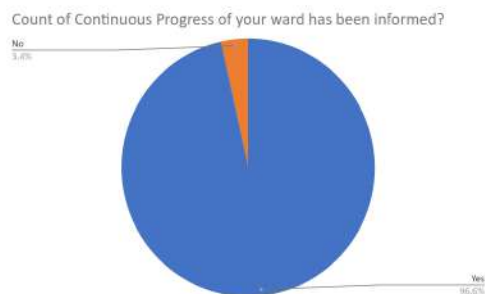
LAXMI CHARITABLE TRUST'S
SHETH L.U.J. COLLEGE OF ARTS & SIR M.V. COLLEGE OF
SCIENCE & COMMERCE

DR. S. RADHAKRISHNAN MARG, ANDHERI(EAST), MUMBAI - 400069

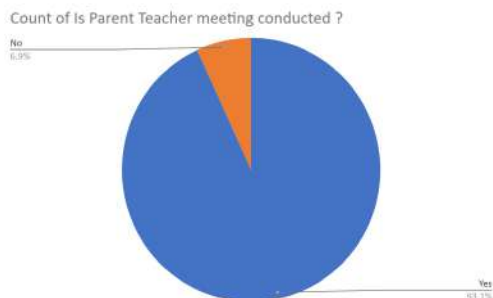
Parents feedback- A.Y 2020-21



41.4% was for excellent, very good was 31.0%, where as good was 20.7% and 6.9% was average as rating for the quality of education by the respondents.



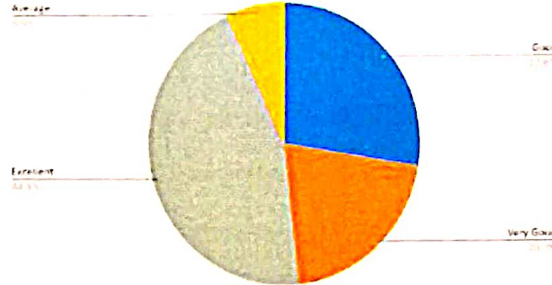
96.6% respondents said yes for being informed about continuous progress of their ward while 3.4% respondents said No.



93.1% respondents selected yes and 6.9% respondents selected no for Parent Teacher Meeting.



Count of Your opinion about the department staff and their support to your ward



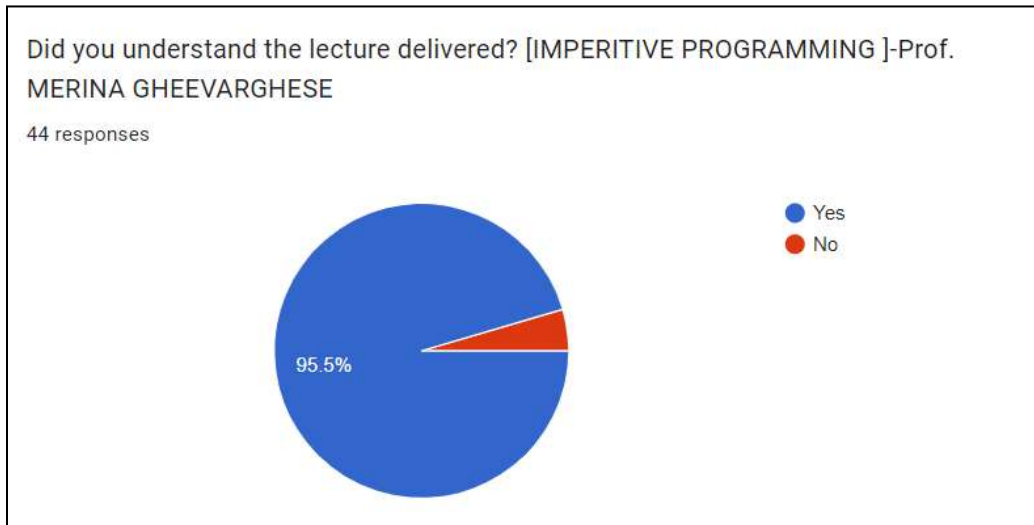
The opinion about department staff and their staff to their ward selected by the respondents was least for average (6.9%), very good (20.7%), good (27.6%) and excellent with highest 44.8%.



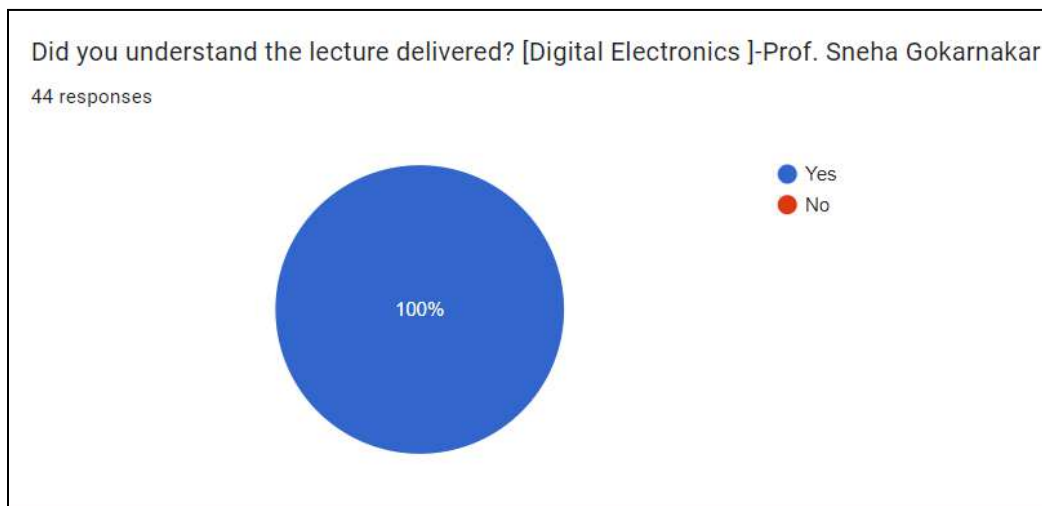
LAXMI CHARITABLE TRUST'S
SHETH L.U.J. COLLEGE OF ARTS & SIR M.V. COLLEGE OF
SCIENCE & COMMERCE

DR. S. RADHAKRISHNAN MARG, ANDHERI(EAST), MUMBAI - 400069

Students feedback Sem 1- A.Y 2020-21



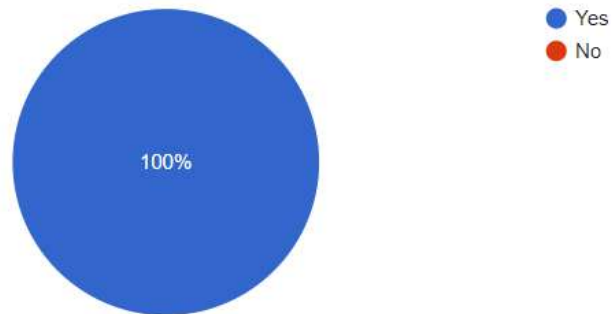
95.5 % students agreed as to yes they understood the lecture delivered, 4.5 responded no to the same.



100 % students agreed as to yes they understood the lecture delivered.

Did you understand the lecture delivered? [Operating System]-Prof. Rohini Jagadale

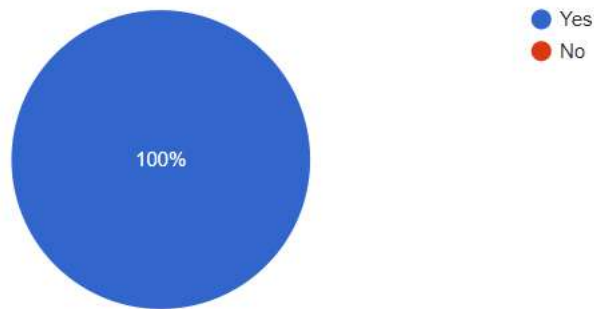
44 responses



100 % students agreed as to yes they understood the lecture delivered

Did you understand the lecture delivered? [Discrete Mathamatics]-Prof. Rohini Jagadale

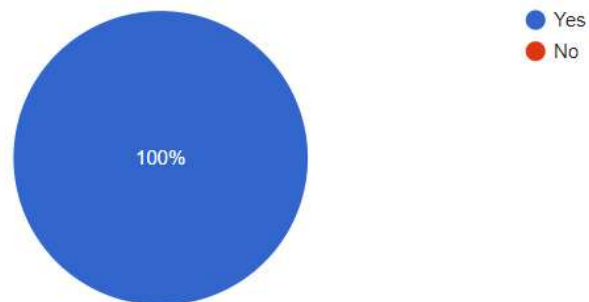
44 responses



100 % students agreed as to yes they understood the lecture delivered.

Did you understand the lecture delivered?[Communication Skills]-Prof. Shivanya Kadam

44 responses



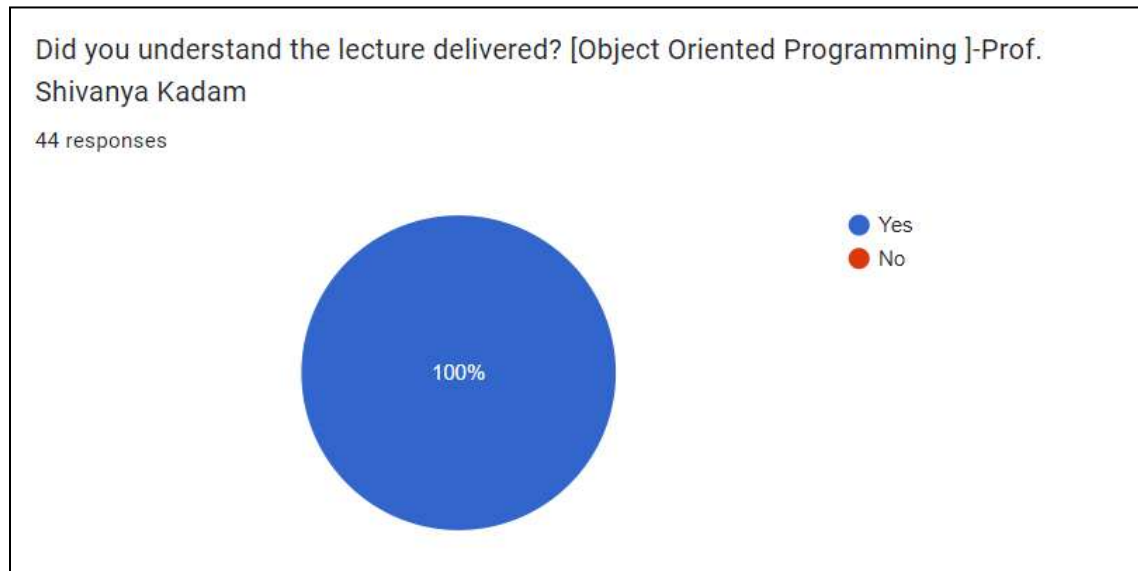
100 % students agreed as to yes they understood the lecture delivered.



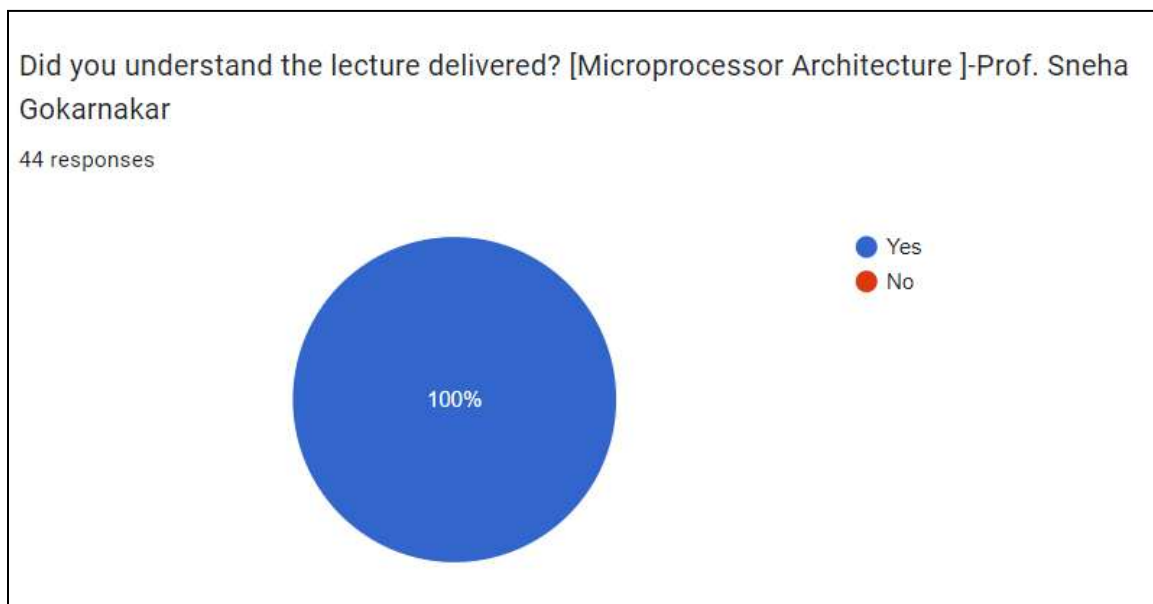
LAXMI CHARITABLE TRUST'S
SHETH L.U.J. COLLEGE OF ARTS & SIR M.V. COLLEGE OF
SCIENCE & COMMERCE

DR. S. RADHAKRISHNAN MARG, ANDHERI(EAST), MUMBAI - 400069

Students feedback Sem 2- A.Y 2020-21



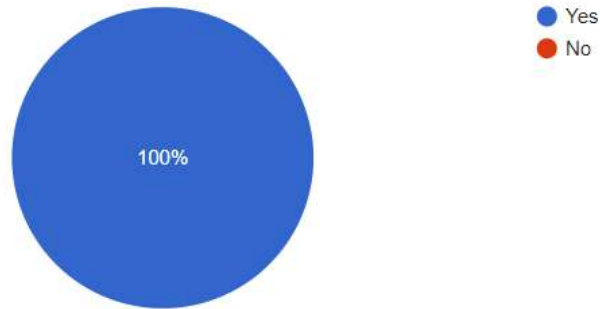
100 % students agreed as to yes they understood the lecture delivered.



100 % students agreed as to yes they understood the lecture delivered.

Did you understand the lecture delivered? [Web Programming]-Prof. Merina Gheevarghese

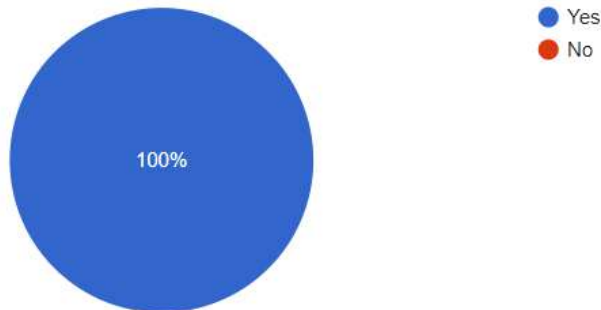
44 responses



100 % students agreed as to yes they understood the lecture delivered.

Did you understand the lecture delivered? [Numerical & Statistical]-Prof. Rohini Jagdale

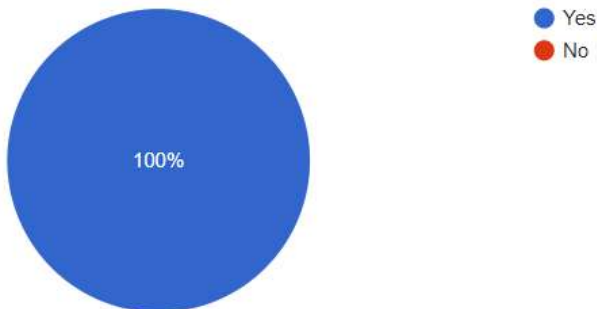
44 responses



100 % students agreed as to yes they understood the lecture delivered.

Did you understand the lecture delivered? [Green Computing]-Prof. Sneha Gokarnakar

44 responses



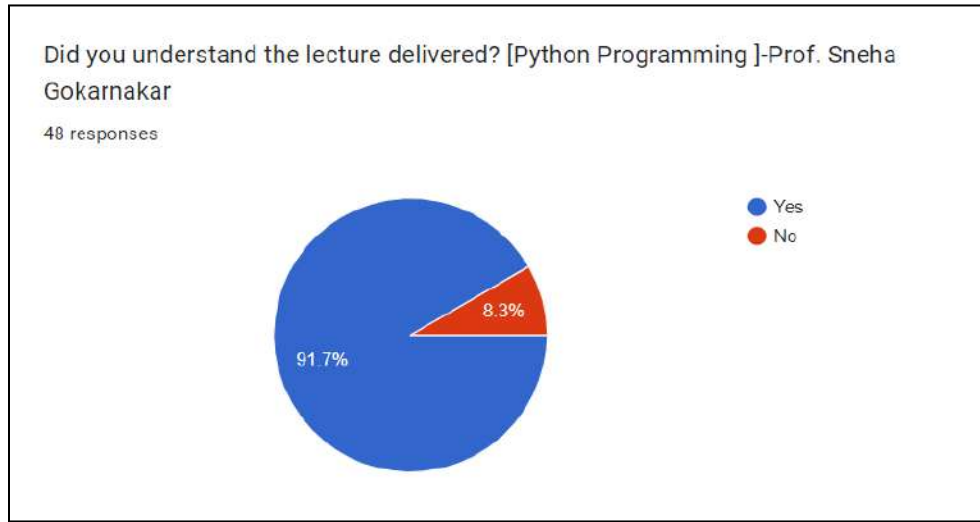
100 % students agreed as to yes they understood the lecture delivered.



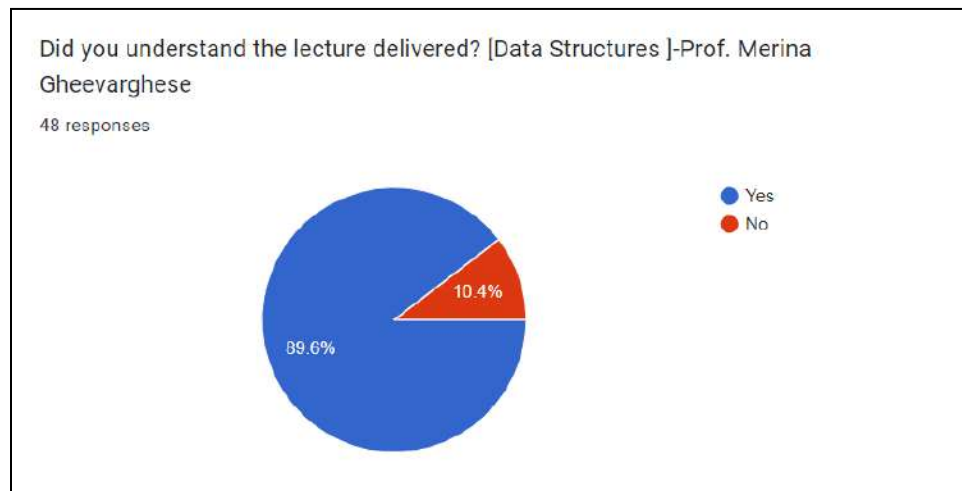
LAXMI CHARITABLE TRUST'S
SHETH L.U.J. COLLEGE OF ARTS & SIR M.V. COLLEGE OF
SCIENCE & COMMERCE

DR. S. RADHAKRISHNAN MARG, ANDHERI(EAST), MUMBAI - 400069

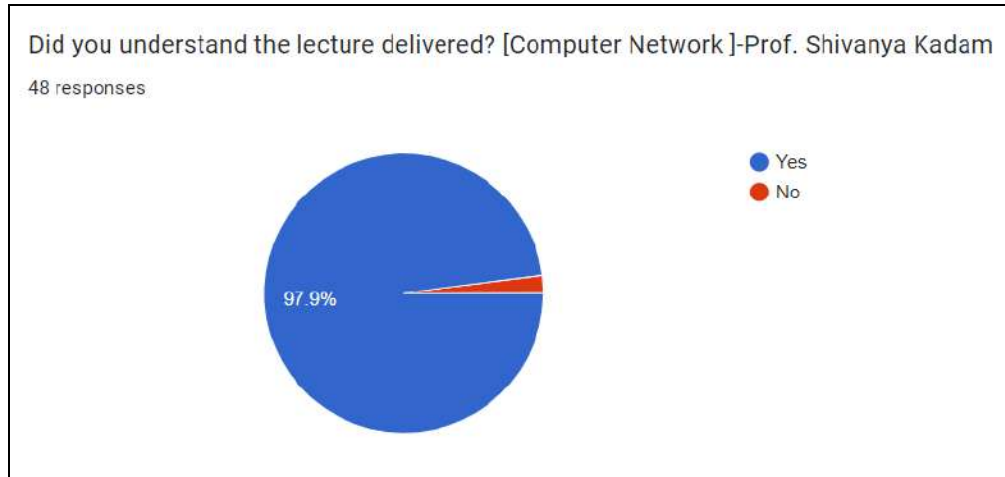
Students feedback Sem 3- A.Y 2020-21



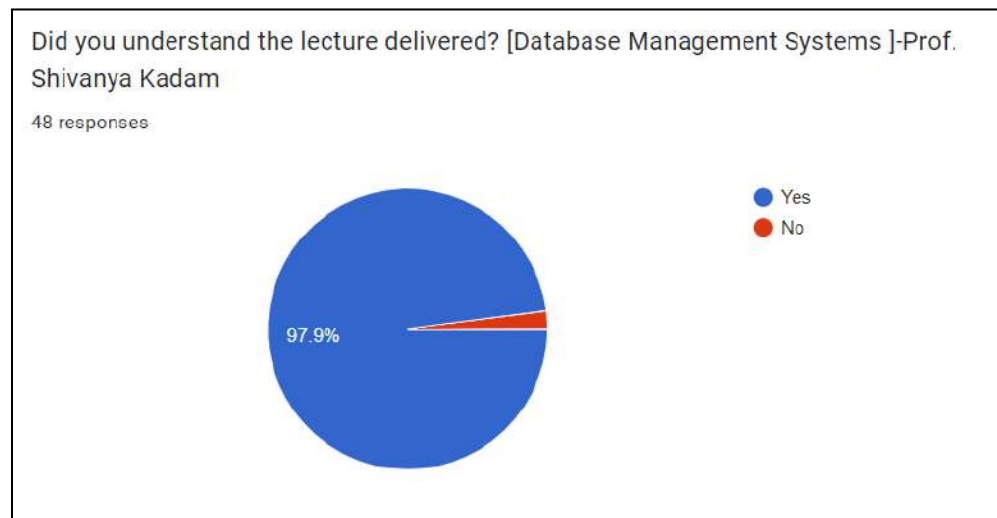
91.7 % students agreed as to yes they understood the lecture delivered, 8.3 responded no to the same.



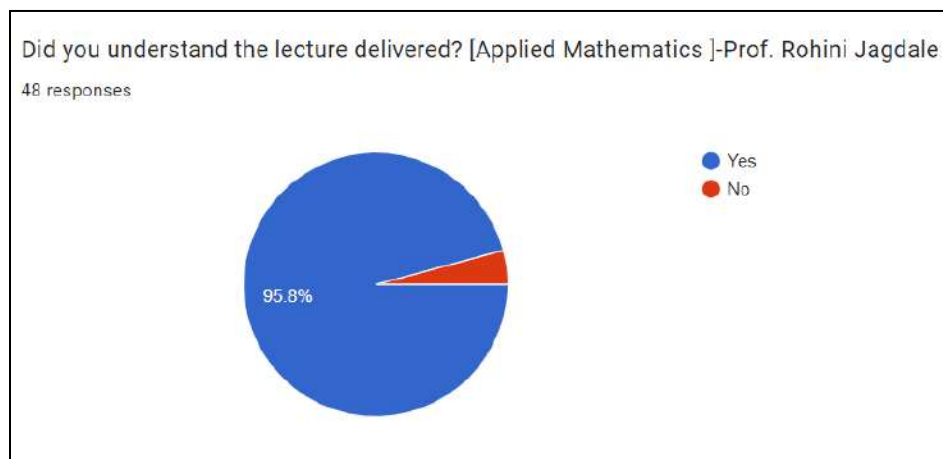
89.6 % students agreed as to yes they understood the lecture delivered, 10.4 responded no to the same.



97.9 % students agreed as to yes they understood the lecture delivered, 2.1 responded no to the same.



97.9 % students agreed as to yes they understood the lecture delivered, 2.1 responded no to the same.



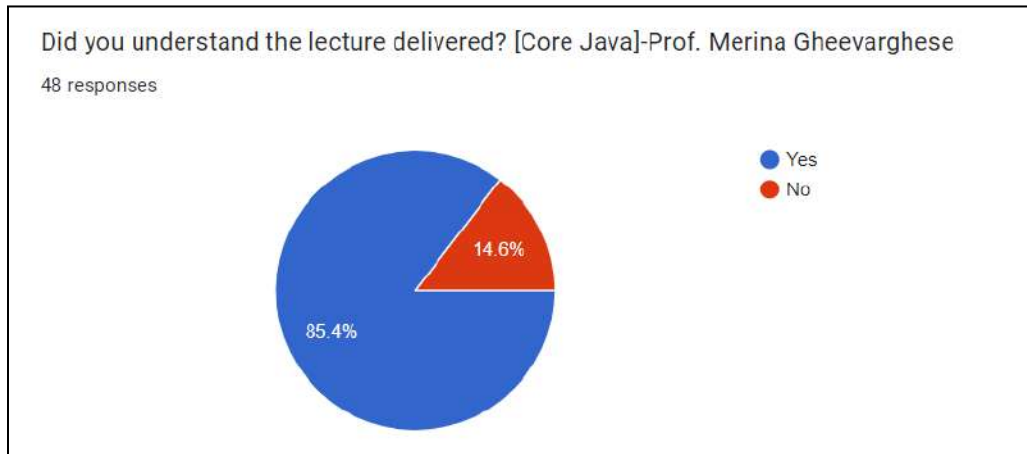
95.8 % students agreed as to yes they understood the lecture delivered, 4.2 responded no to the same.



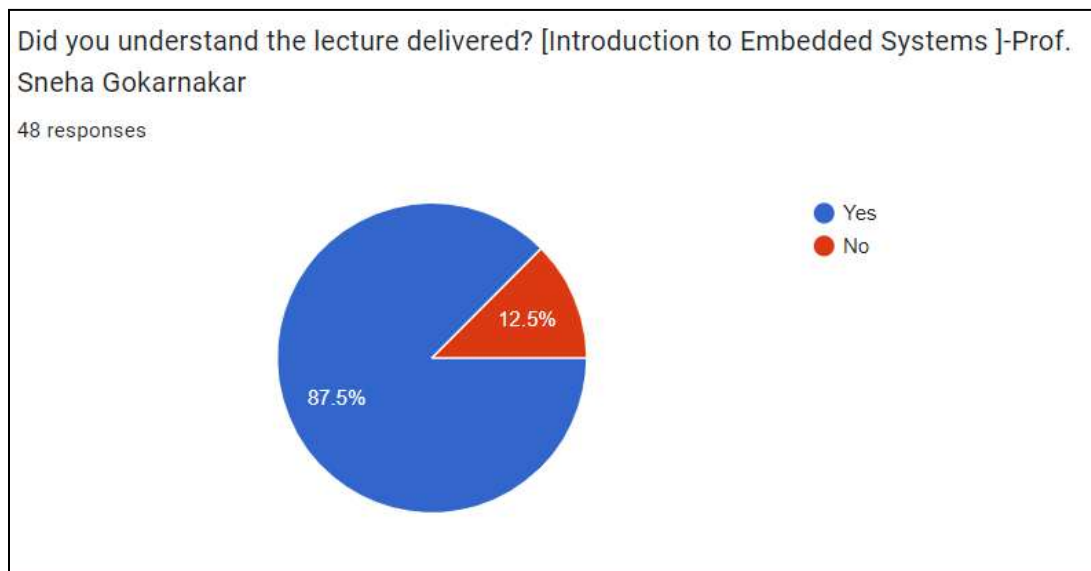
LAXMI CHARITABLE TRUST'S
SHETH L.U.J. COLLEGE OF ARTS & SIR M.V. COLLEGE OF
SCIENCE & COMMERCE

DR. S. RADHAKRISHNAN MARG, ANDHERI(EAST), MUMBAI - 400069

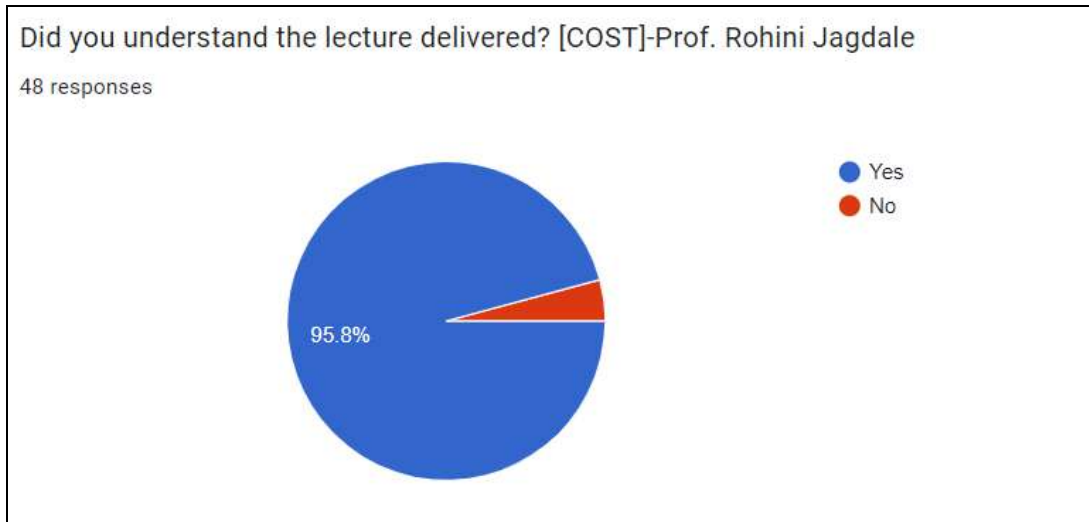
Students feedback Sem 3- A.Y 2020-21



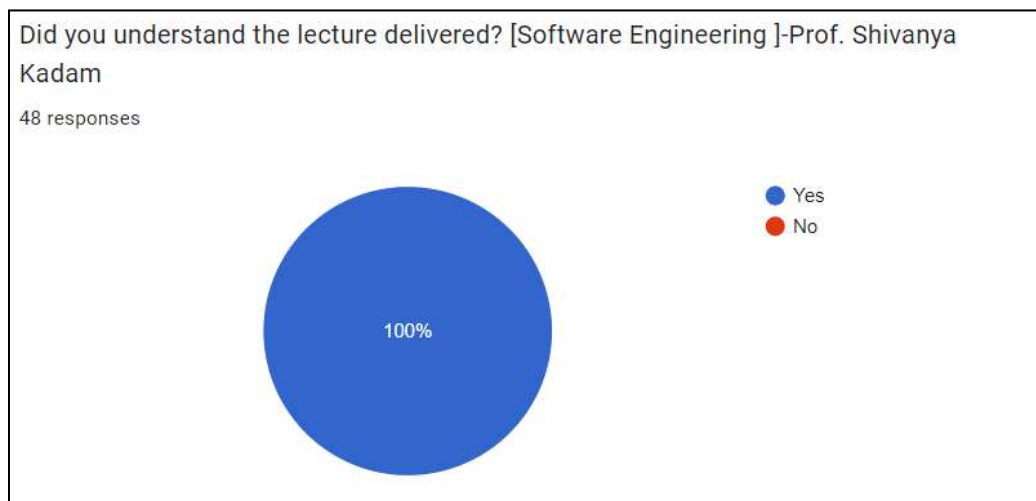
85.4 % students agreed as to yes they understood the lecture delivered, 14.6 responded no to the same.



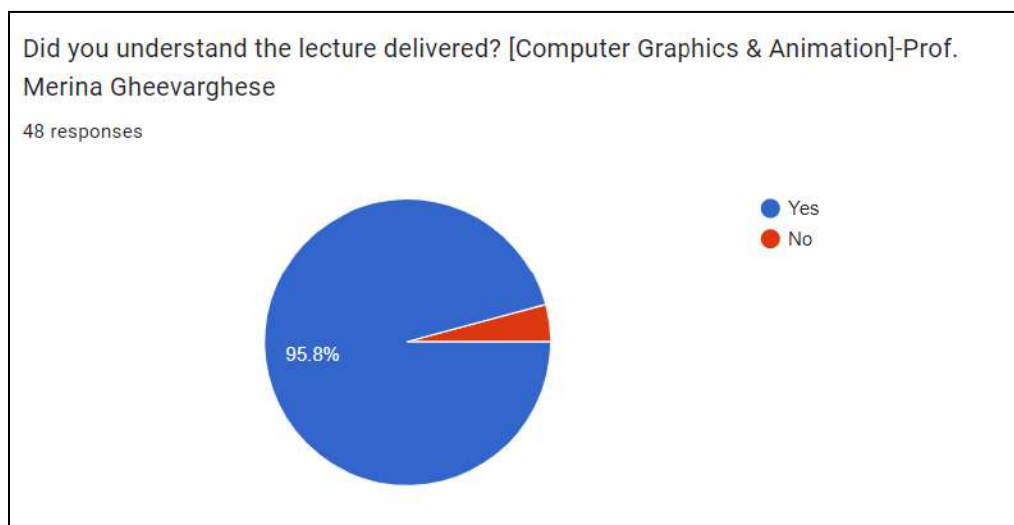
87.5 % students agreed as to yes they understood the lecture delivered, 12.5 responded no to the same.



95.8 % students agreed as to yes they understood the lecture delivered, 4.2 responded no to the same.



100 % students agreed as to yes they understood the lecture delivered.



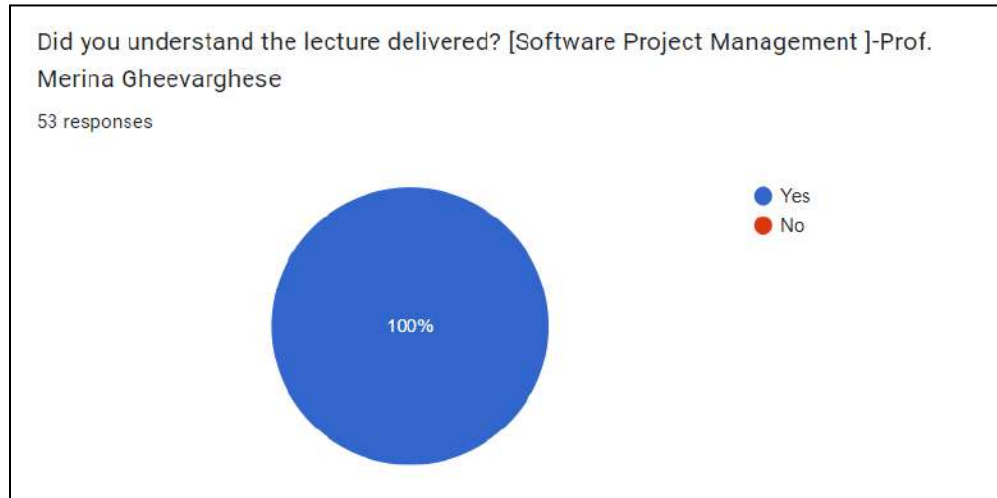
95.8 % students agreed as to yes they understood the lecture delivered, 4.2 responded no to the same.



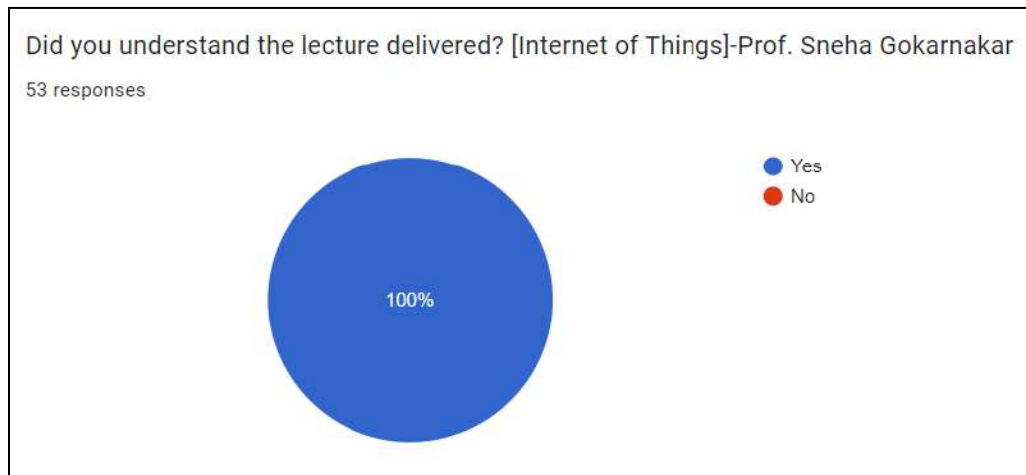
LAXMI CHARITABLE TRUST'S
SHETH L.U.J. COLLEGE OF ARTS & SIR M.V. COLLEGE OF
SCIENCE & COMMERCE

DR. S. RADHAKRISHNAN MARG, ANDHERI(EAST), MUMBAI - 400069

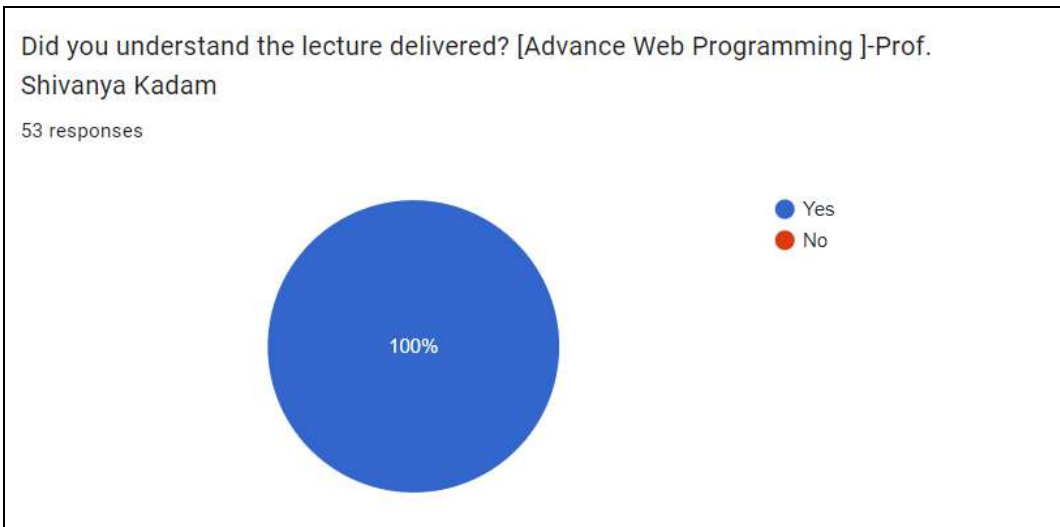
Students feedback Sem 5- A.Y 2020-21



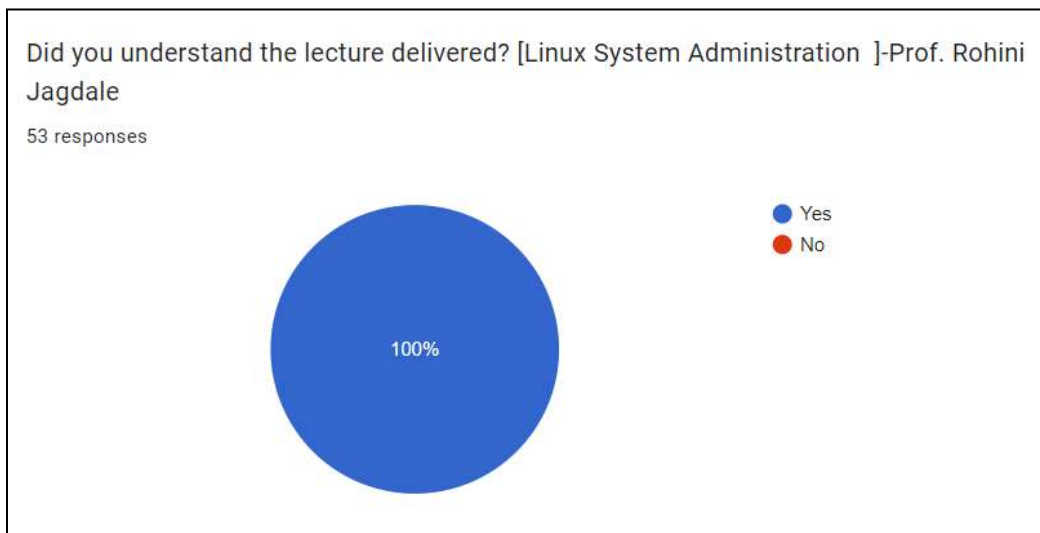
100 % students agreed as to yes they understood the lecture delivered.



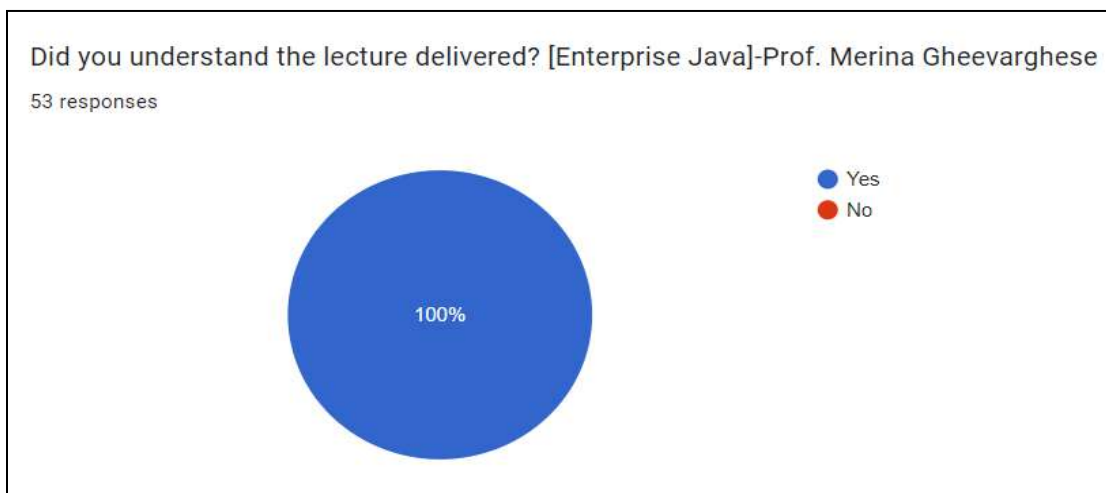
100 % students agreed as to yes they understood the lecture delivered.



100 % students agreed as to yes they understood the lecture delivered.



100 % students agreed as to yes they understood the lecture delivered.



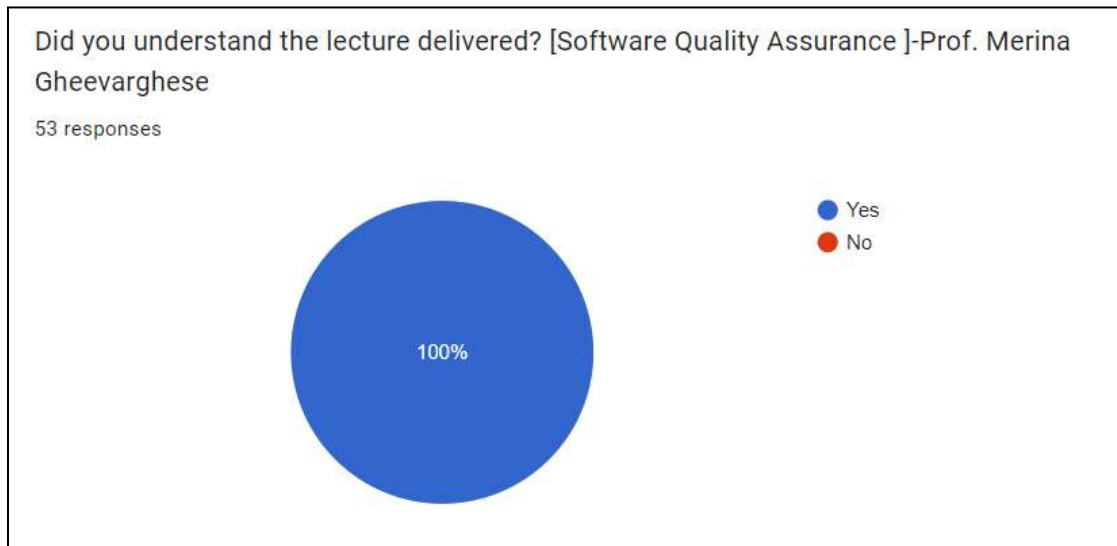
100 % students agreed as to yes they understood the lecture delivered.



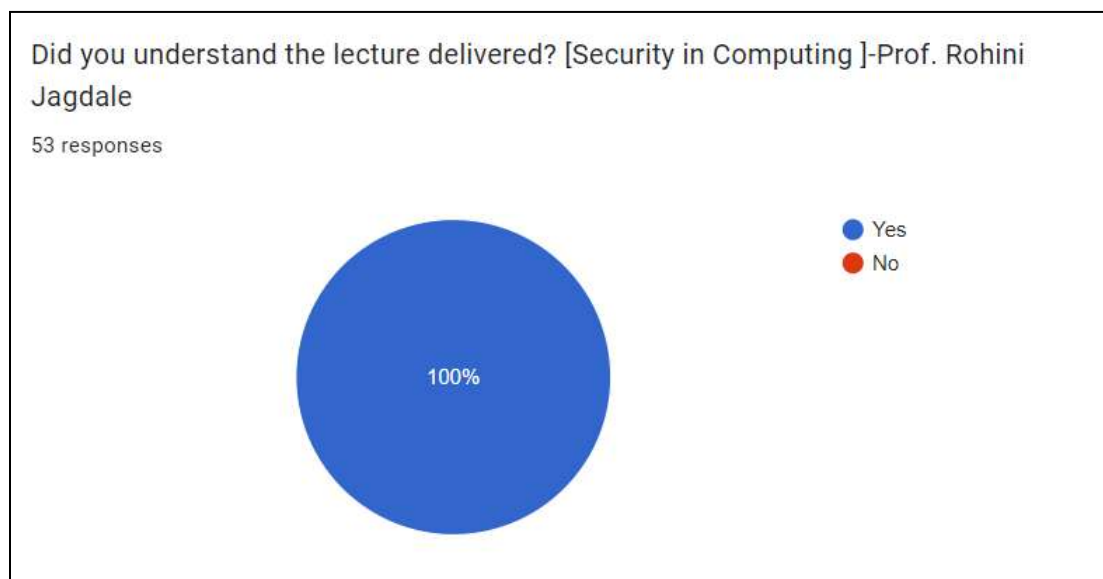
LAXMI CHARITABLE TRUST'S
SHETH L.U.J. COLLEGE OF ARTS & SIR M.V. COLLEGE OF
SCIENCE & COMMERCE

DR. S. RADHAKRISHNAN MARG, ANDHERI(EAST), MUMBAI - 400069

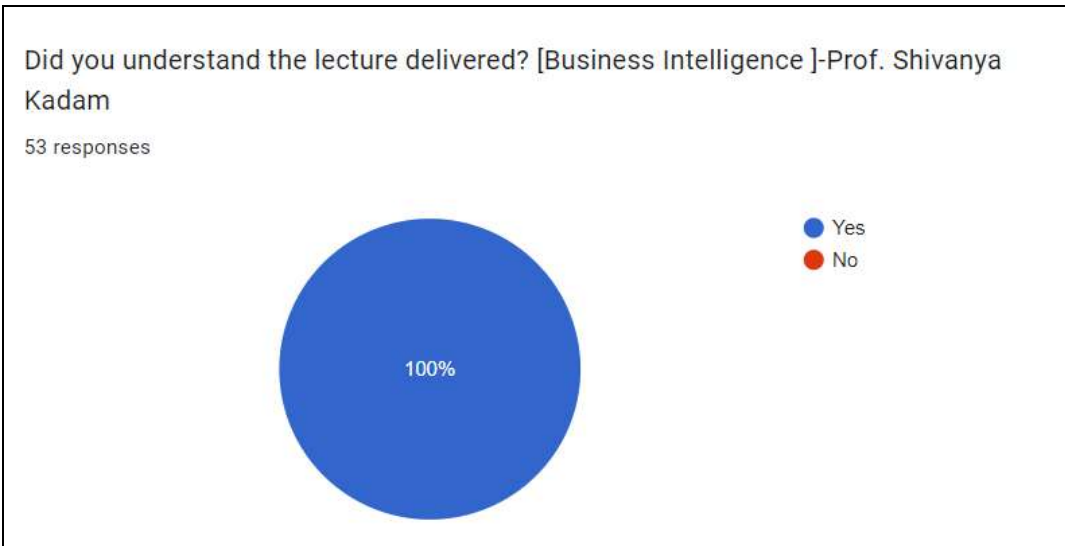
Students feedback Sem 6- A.Y 2020-21



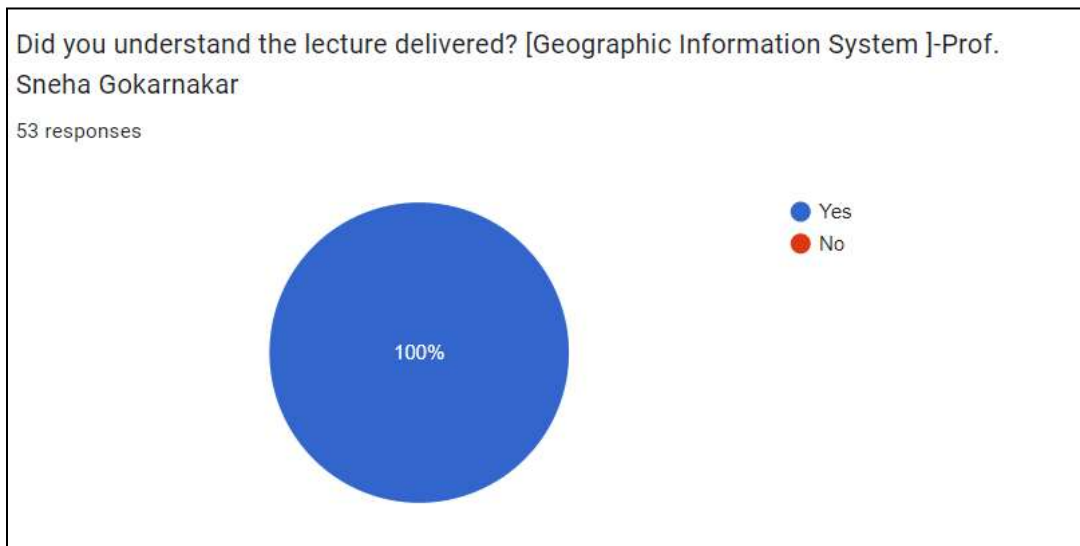
100 % students agreed as to yes they understood the lecture delivered.



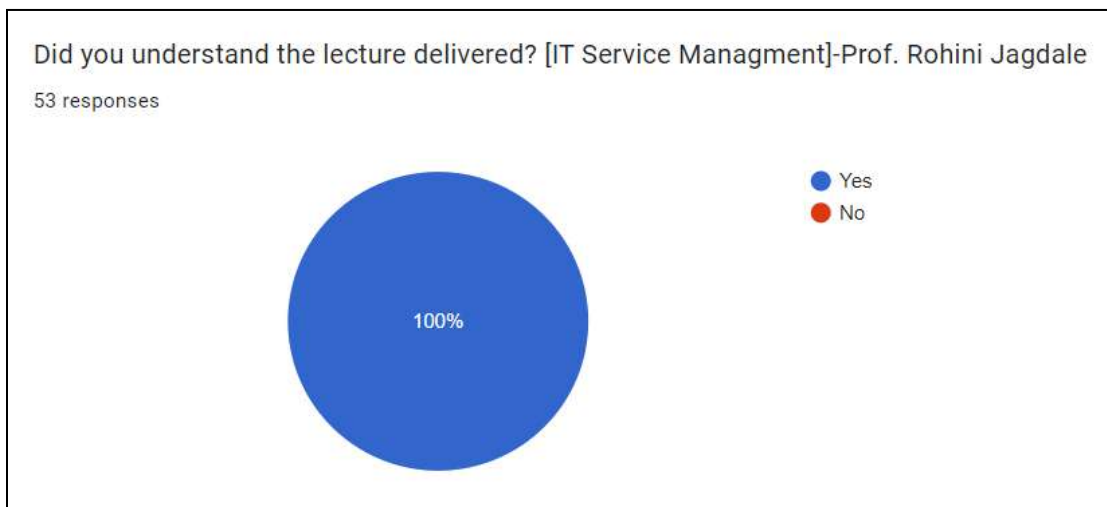
100 % students agreed as to yes they understood the lecture delivered.



100 % students agreed as to yes they understood the lecture delivered.



100 % students agreed as to yes they understood the lecture delivered.



100 % students agreed as to yes they understood the lecture delivered.



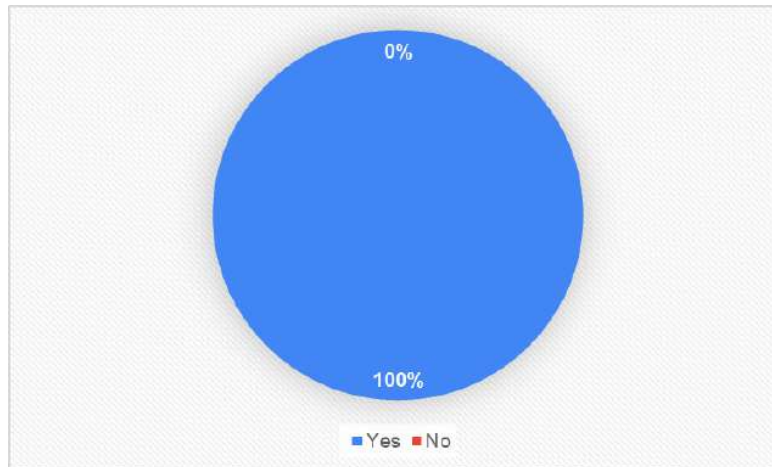
LAXMI CHARITABLE TRUST'S
SHETH L.U.J. COLLEGE OF ARTS & SIR M.V. COLLEGE OF
SCIENCE & COMMERCE

DR. S. RADHAKRISHNAN MARG, ANDHERI(EAST), MUMBAI - 400069

Students feedback Sem 1- A.Y 2020-21

Did you understand the lecture delivered? [Computer Organization and Design]-Prof. Ashish Chaturvedi

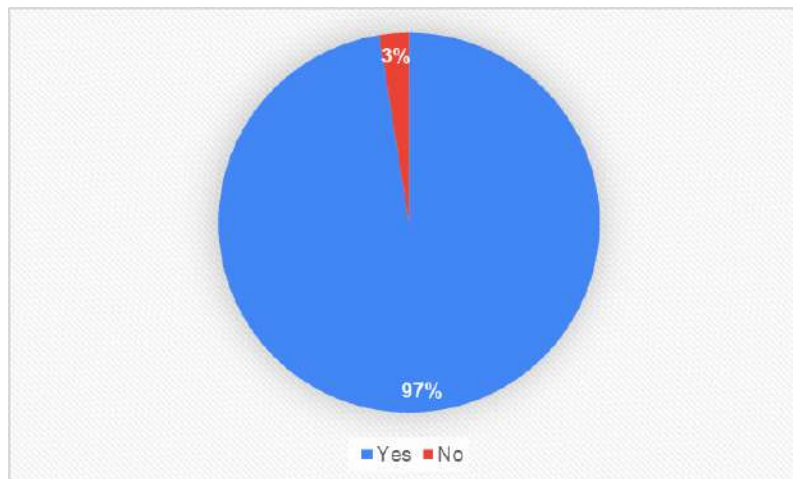
40 responses



100% of students agreed as to yes they understood the lecture delivered.

Did you understand the lecture delivered? [Programming with Python- I]-Prof. Mahendra Kanojia

40 responses



97% of the students said they had understood the lecture delivered; 3% said they had not.

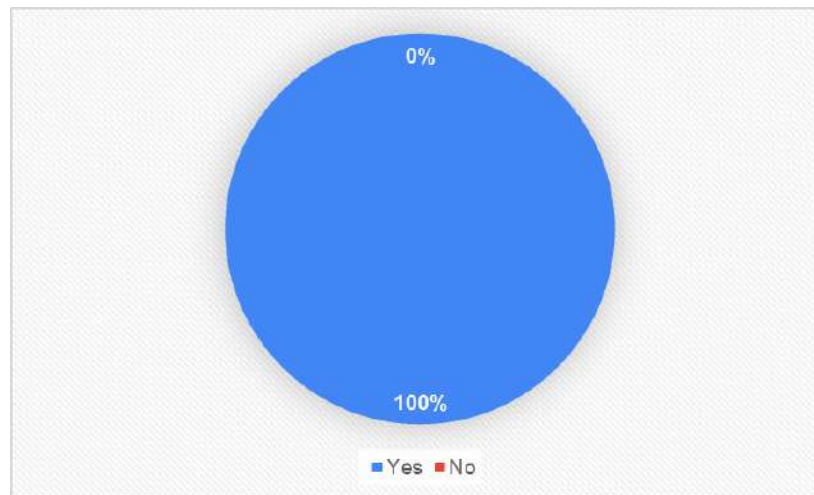


LAXMI CHARITABLE TRUST'S
SHETH L.U.J. COLLEGE OF ARTS & SIR M.V. COLLEGE OF
SCIENCE & COMMERCE

DR. S. RADHAKRISHNAN MARG, ANDHERI(EAST), MUMBAI - 400069

Did you understand the lecture delivered? [Free and Open Source Software]-Prof. Ashish Chaturvedi

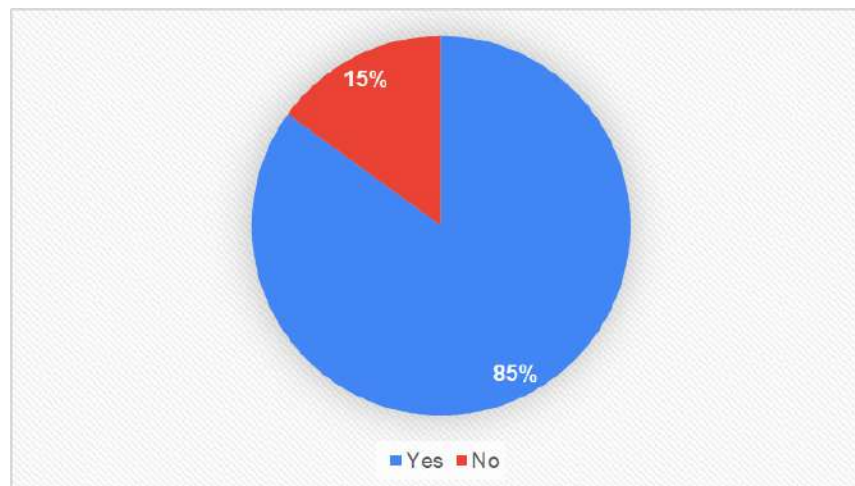
40 responses



100% students agreed as to yes they understood the lecture delivered.

Did you understand the lecture delivered? [Database Systems]-Prof. Jyoti Chauhan

40 responses



85% of the students said they had understood the lecture delivered; 15% said they had not.

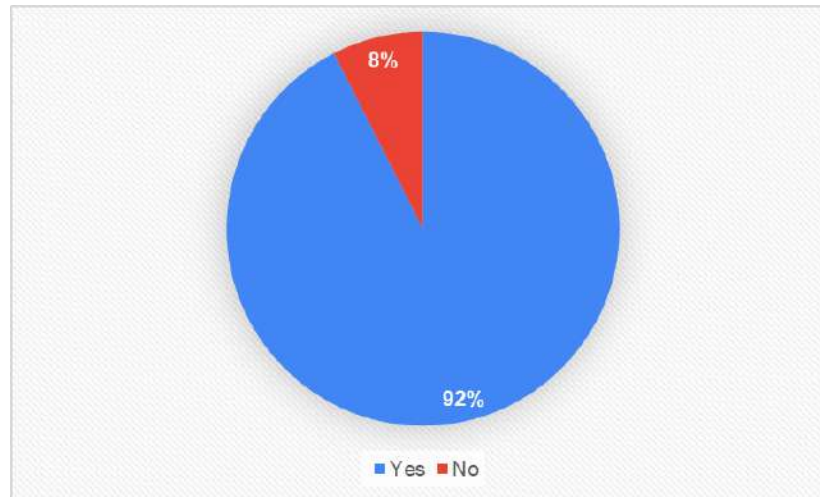


LAXMI CHARITABLE TRUST'S
SHETH L.U.J. COLLEGE OF ARTS & SIR M.V. COLLEGE OF
SCIENCE & COMMERCE

DR. S. RADHAKRISHNAN MARG, ANDHERI(EAST), MUMBAI - 400069

Did you understand the lecture delivered? [Discrete Mathematics]-Prof. Pradnya Bhabal

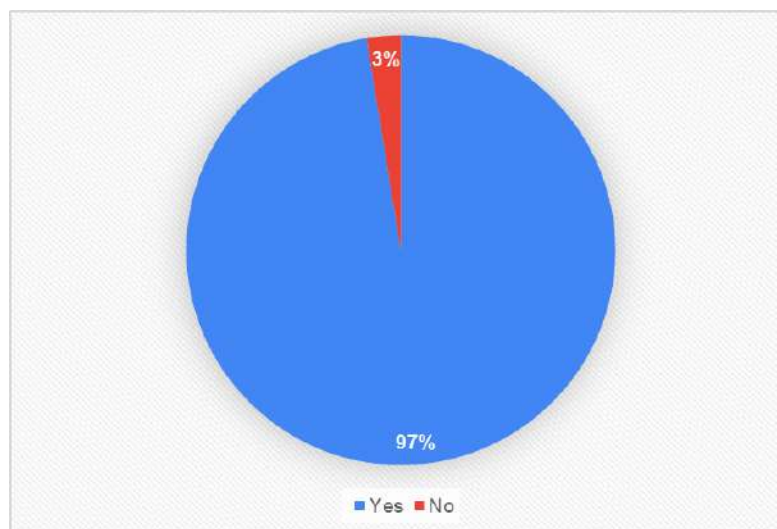
40 responses



92% of the students said they had understood the lecture delivered; 8% said they had not.

Did you understand the lecture delivered? [Descriptive Statistics and Introduction to Probability]-Prof. Chetan Kanojia

40 responses



97% of the students said they had understood the lecture delivered; 3% said they had not.

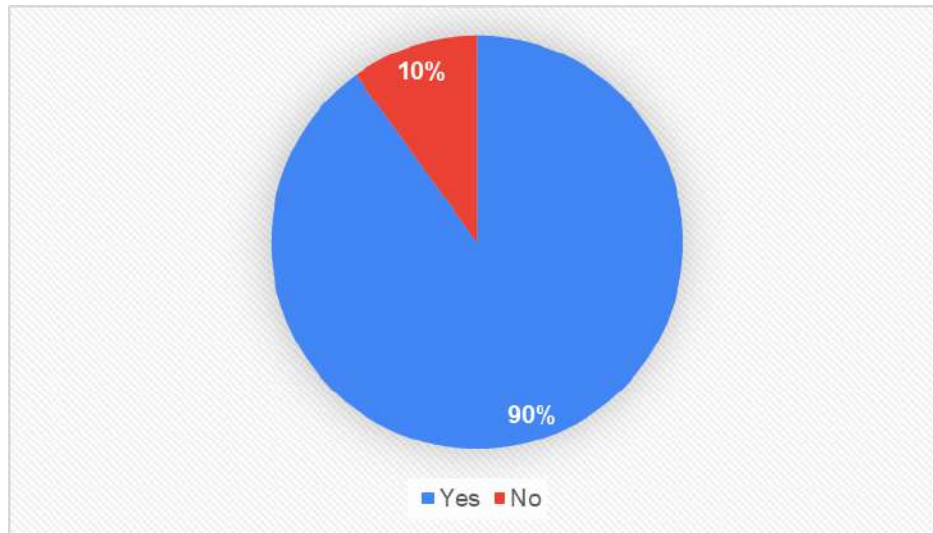


LAXMI CHARITABLE TRUST'S
SHETH L.U.J. COLLEGE OF ARTS & SIR M.V. COLLEGE OF
SCIENCE & COMMERCE

DR. S. RADHAKRISHNAN MARG, ANDHERI(EAST), MUMBAI - 400069

Did you understand the lecture delivered? [Soft Skills Development]-Prof. Jyoti Chauhan

40 responses



90% of the students said they had understood the lecture delivered; 10% said they had not.



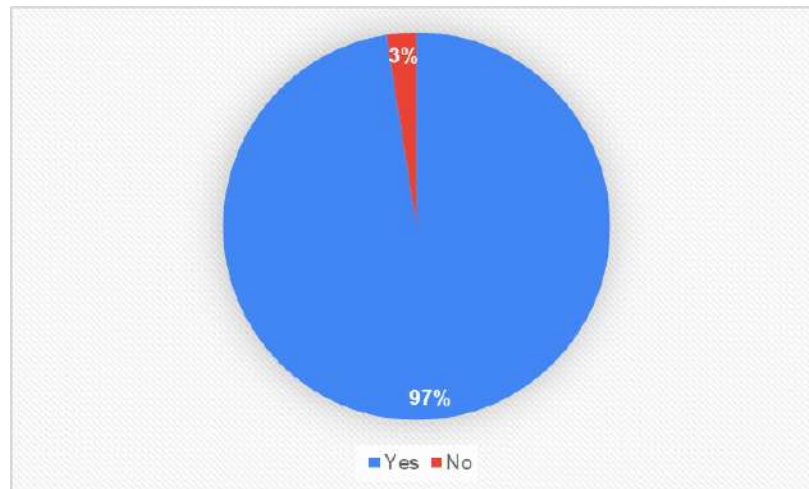
LAXMI CHARITABLE TRUST'S
SHETH L.U.J. COLLEGE OF ARTS & SIR M.V. COLLEGE OF
SCIENCE & COMMERCE

DR. S. RADHAKRISHNAN MARG, ANDHERI(EAST), MUMBAI - 400069

Students feedback Sem 2- A.Y 2020-21

Did you understand the lecture delivered? [Programming with C]-Prof. Jyoti Chauhan

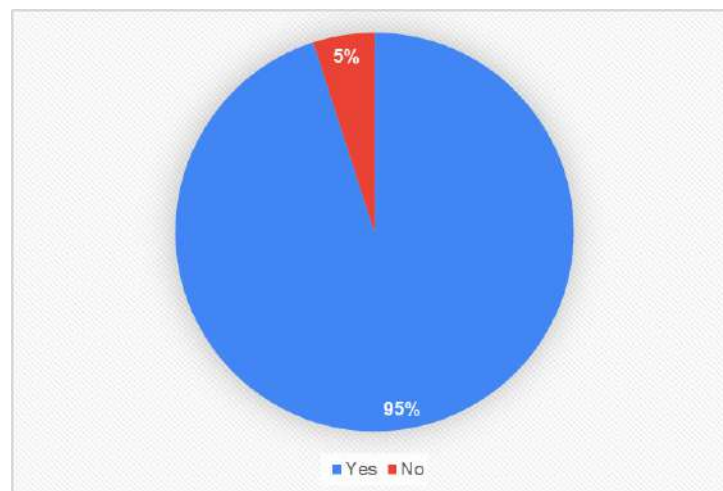
40 responses



97% of the students said they had understood the lecture delivered; 3% said they had not.

Did you understand the lecture delivered? [Programming with Python– II]-Prof. Mahendra Kanojia

40 responses



95% of the students said they had understood the lecture delivered; 5% said they had not.

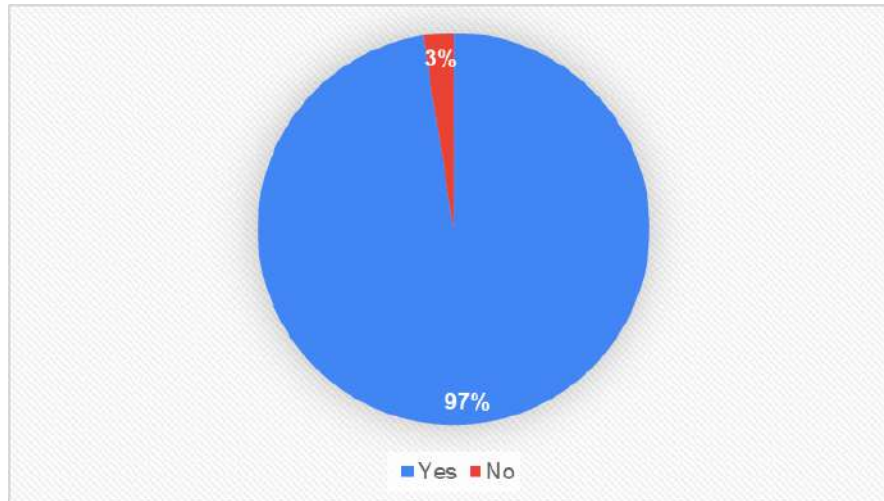


LAXMI CHARITABLE TRUST'S
SHETH L.U.J. COLLEGE OF ARTS & SIR M.V. COLLEGE OF
SCIENCE & COMMERCE

DR. S. RADHAKRISHNAN MARG, ANDHERI(EAST), MUMBAI - 400069

Did you understand the lecture delivered? [Linux]-Prof. Jyoti Chauhan

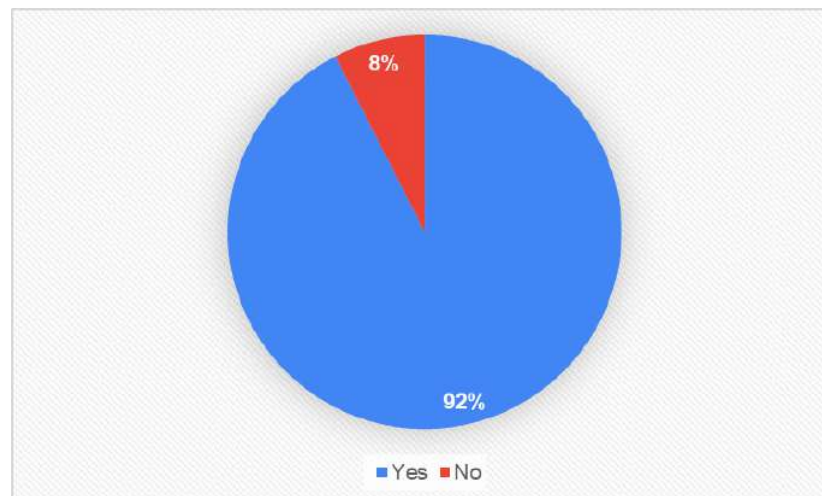
40 responses



97% of the students said they had understood the lecture delivered; 3% said they had not.

Did you understand the lecture delivered? [Data Structures]-Prof. Ashish Chaturvedi

40 responses



92% of the students said they had understood the lecture delivered; 8% said they had not.

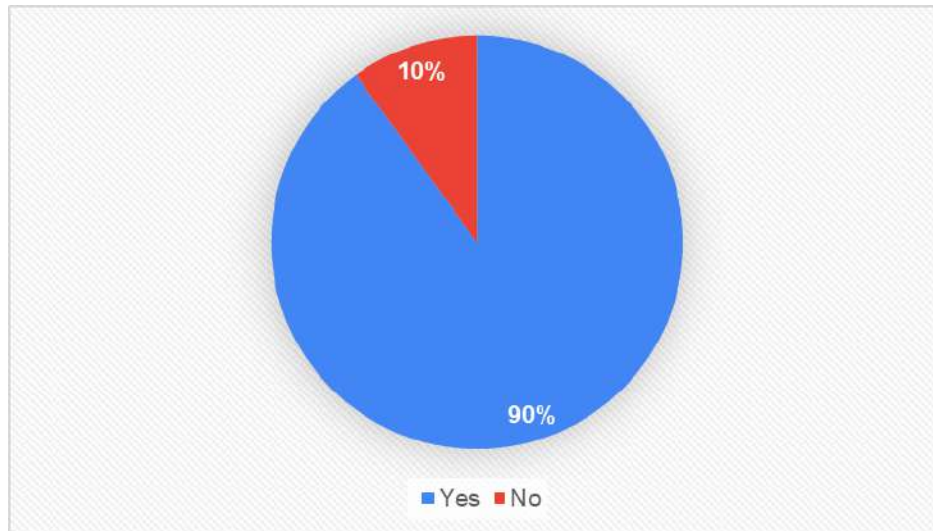


LAXMI CHARITABLE TRUST'S
SHETH L.U.J. COLLEGE OF ARTS & SIR M.V. COLLEGE OF
SCIENCE & COMMERCE

DR. S. RADHAKRISHNAN MARG, ANDHERI(EAST), MUMBAI - 400069

Did you understand the lecture delivered? [Calculus]-Prof. Pradnya Bhabal

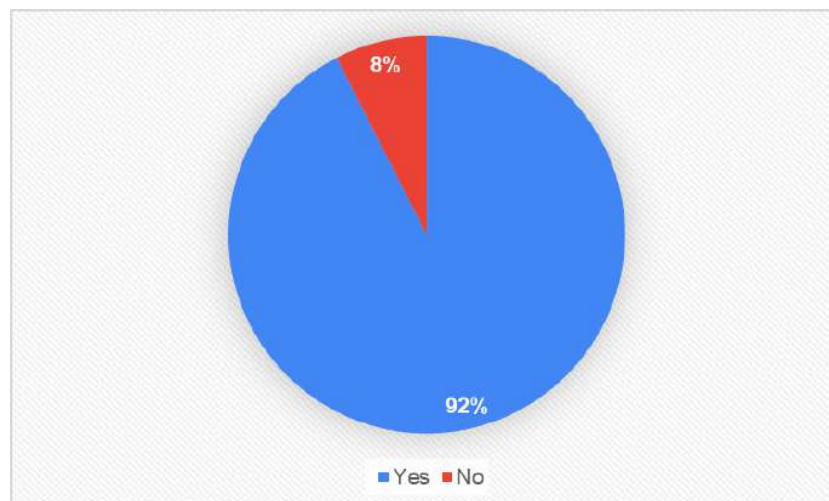
40 responses



90% of the students said they had understood the lecture delivered; 10% said they had not.

Did you understand the lecture delivered? [Statistical Methods and Testing of Hypothesis]-Prof. Chetan Kanojia

40 responses



92% of the students said they had understood the lecture delivered; 8% said they had not.

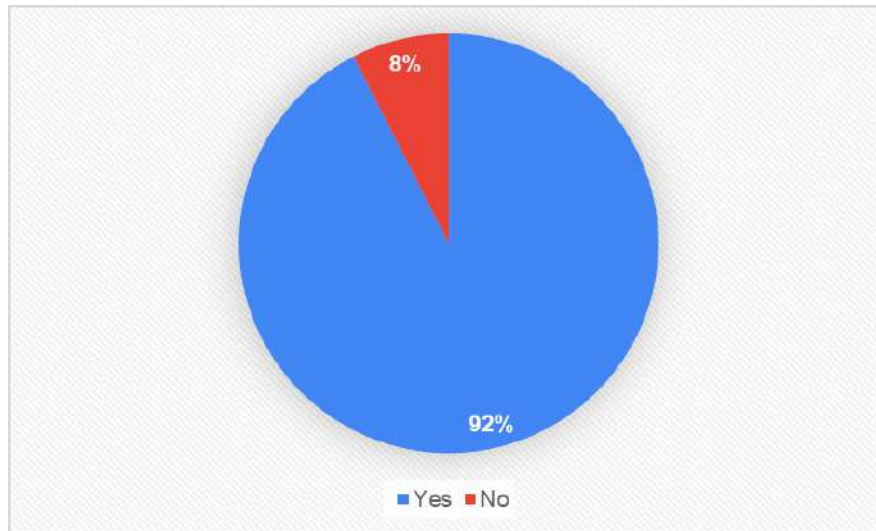


LAXMI CHARITABLE TRUST'S
SHETH L.U.J. COLLEGE OF ARTS & SIR M.V. COLLEGE OF
SCIENCE & COMMERCE

DR. S. RADHAKRISHNAN MARG, ANDHERI(EAST), MUMBAI - 400069

Did you understand the lecture delivered? [Green Technologies]-Prof. Jyoti Chauhan

40 responses



92% of the students said they had understood the lecture delivered; 8% said they had not.

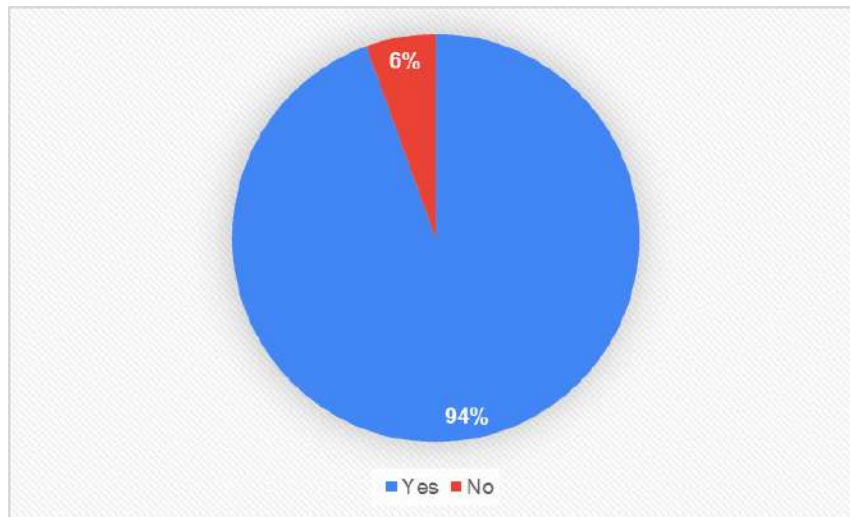


LAXMI CHARITABLE TRUST'S
SHETH L.U.J. COLLEGE OF ARTS & SIR M.V. COLLEGE OF
SCIENCE & COMMERCE

DR. S. RADHAKRISHNAN MARG, ANDHERI(EAST), MUMBAI - 400069

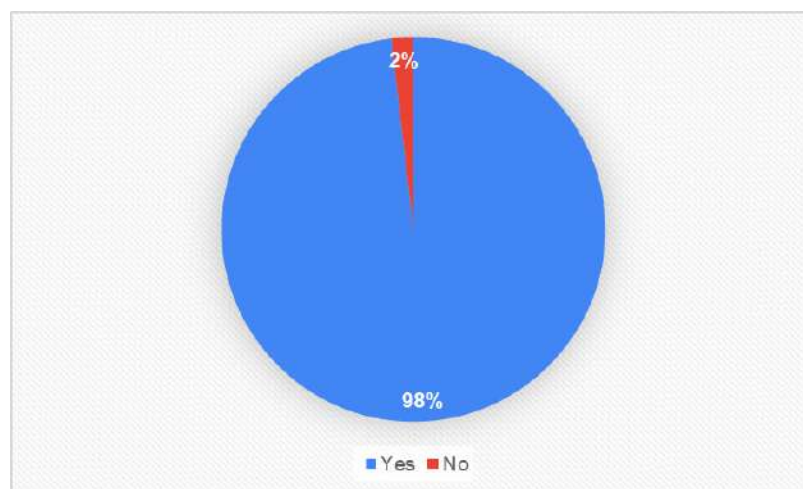
Students feedback Sem 3- A.Y 2020-21

Did you understand the lecture delivered? [Theory of Computation]-Prof. Mahendra Kanojia
54 responses



94% of the students said they had understood the lecture delivered; 6% said they had not.

Did you understand the lecture delivered? [Core JAVA]-Prof. Ashish Chaturvedi
54 responses



98% of the students said they had understood the lecture delivered; 2% said they had not.

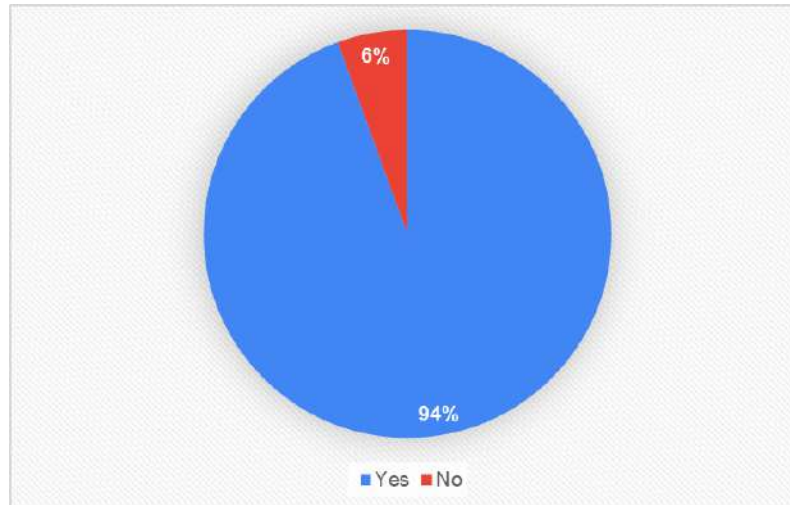


LAXMI CHARITABLE TRUST'S
SHETH L.U.J. COLLEGE OF ARTS & SIR M.V. COLLEGE OF
SCIENCE & COMMERCE

DR. S. RADHAKRISHNAN MARG, ANDHERI(EAST), MUMBAI - 400069

Did you understand the lecture delivered? [Operating System]-Prof. Pradnya Bhabal

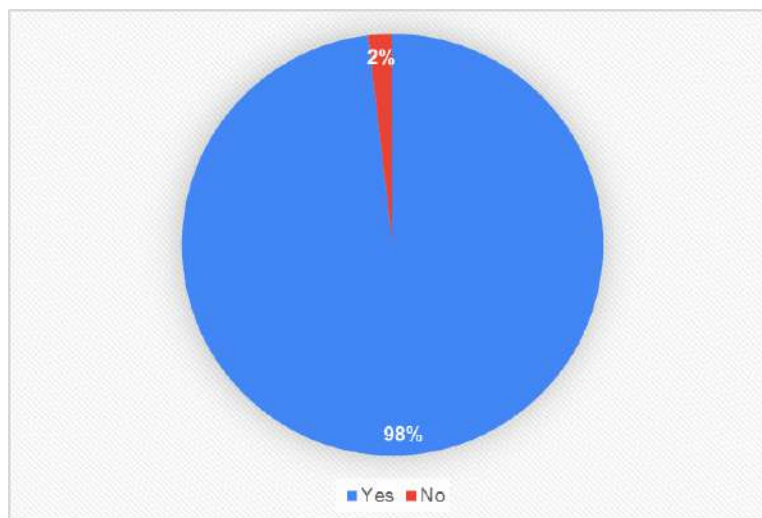
54 responses



94% of the students said they had understood the lecture delivered; 6% said they had not.

Did you understand the lecture delivered? [Database Management Systems]-Prof. Jyoti Chauhan

54 responses



98% of the students said they had understood the lecture delivered; 2% said they had not.

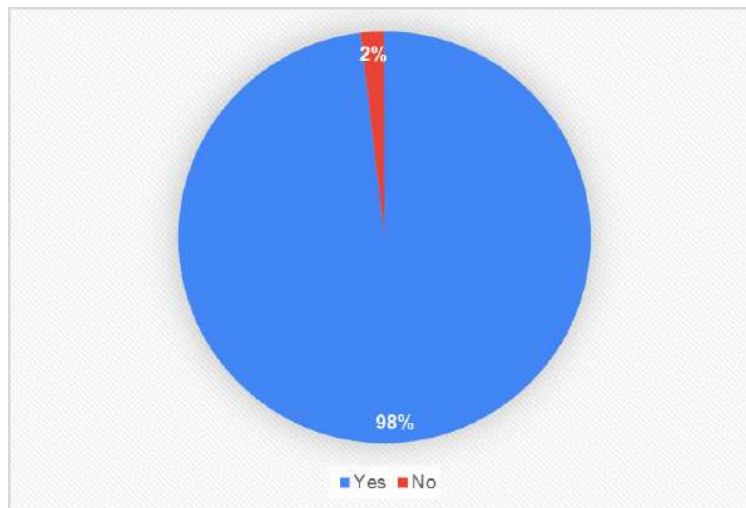


LAXMI CHARITABLE TRUST'S
SHETH L.U.J. COLLEGE OF ARTS & SIR M.V. COLLEGE OF
SCIENCE & COMMERCE

DR. S. RADHAKRISHNAN MARG, ANDHERI(EAST), MUMBAI - 400069

Did you understand the lecture delivered? [Combinatorics and Graph Theory]-Prof. Chetan Kanojia

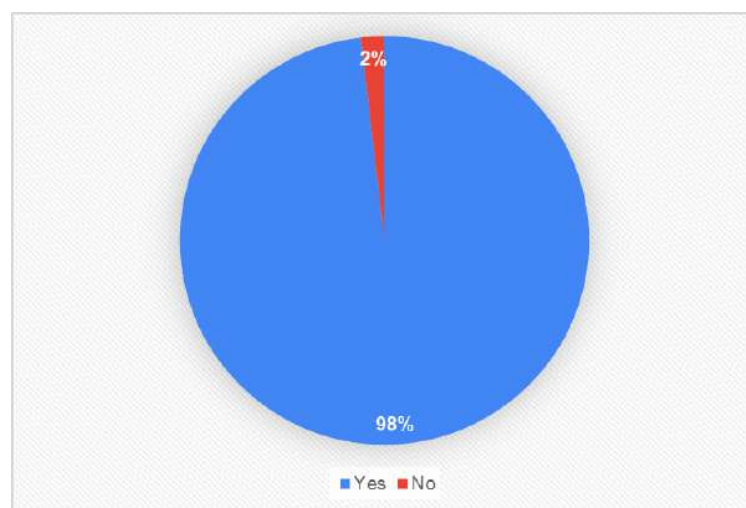
54 responses



98% of the students said they had understood the lecture delivered; 2% said they had not.

Did you understand the lecture delivered? [Physical Computing and IoT Programming]-Prof. Ashish Chaturvedi

54 responses

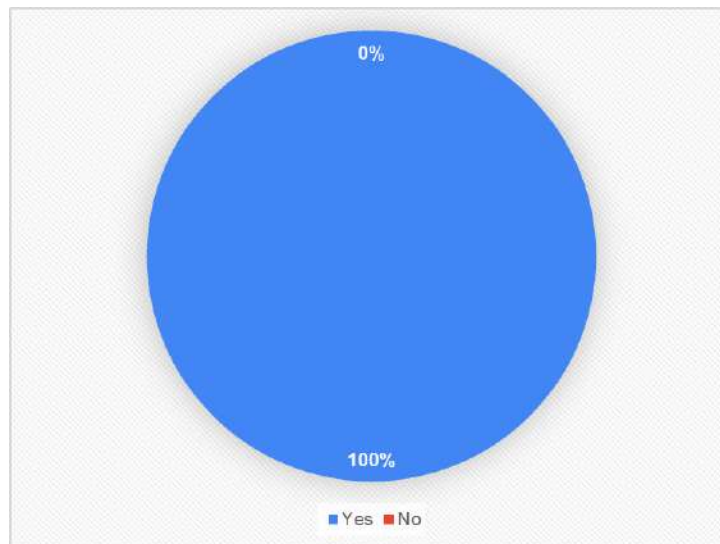


98% of the students said they had understood the lecture delivered; 2% said they had not.



LAXMI CHARITABLE TRUST'S
SHETH L.U.J. COLLEGE OF ARTS & SIR M.V. COLLEGE OF
SCIENCE & COMMERCE
DR. S. RADHAKRISHNAN MARG, ANDHERI(EAST), MUMBAI - 400069

Did you understand the lecture delivered? [Skill Enhancement: Web Programming]-Prof. Pradnya Bhabal
54 responses



100% of students agreed as to yes they understood the lecture delivered.



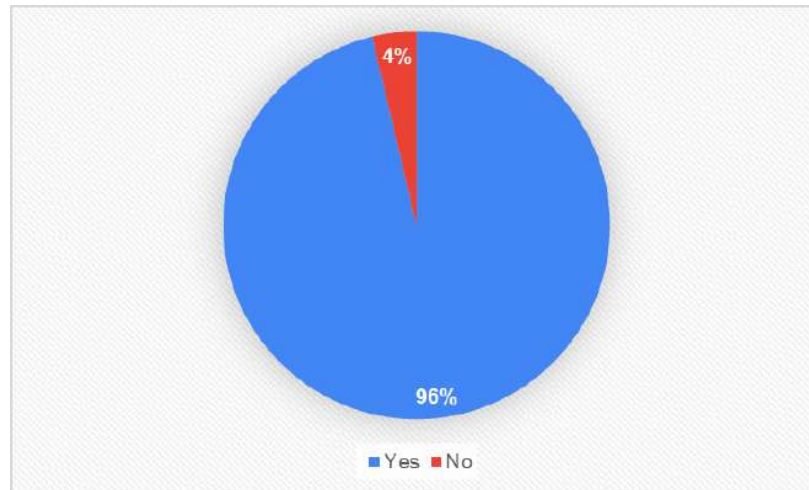
LAXMI CHARITABLE TRUST'S
SHETH L.U.J. COLLEGE OF ARTS & SIR M.V. COLLEGE OF
SCIENCE & COMMERCE

DR. S. RADHAKRISHNAN MARG, ANDHERI(EAST), MUMBAI - 400069

Students feedback Sem 4 - A.Y 2020-21

Did you understand the lecture delivered? [Fundamentals of Algorithms]-Prof. Mahendra Kanojia

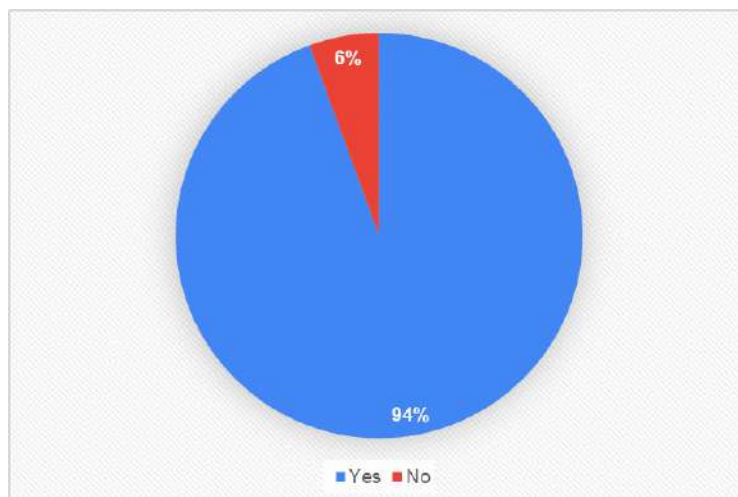
54 responses



96% of the students said they had understood the lecture delivered; 4% said they had not.

Did you understand the lecture delivered? [Advanced JAVA]-Prof. Ashish Chaturvedi

54 responses



94% of the students said they had understood the lecture delivered; 6% said they had not.

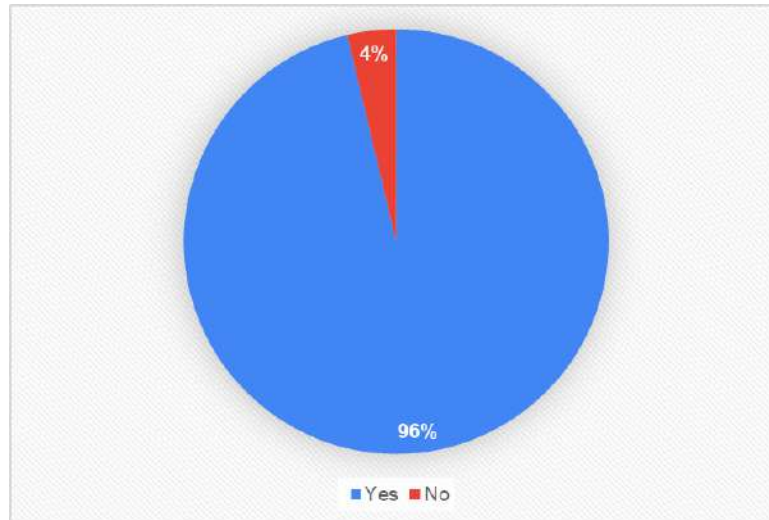


LAXMI CHARITABLE TRUST'S
SHETH L.U.J. COLLEGE OF ARTS & SIR M.V. COLLEGE OF
SCIENCE & COMMERCE

DR. S. RADHAKRISHNAN MARG, ANDHERI(EAST), MUMBAI - 400069

Did you understand the lecture delivered? [Computer Networks]-Prof. Chetan Kanojia

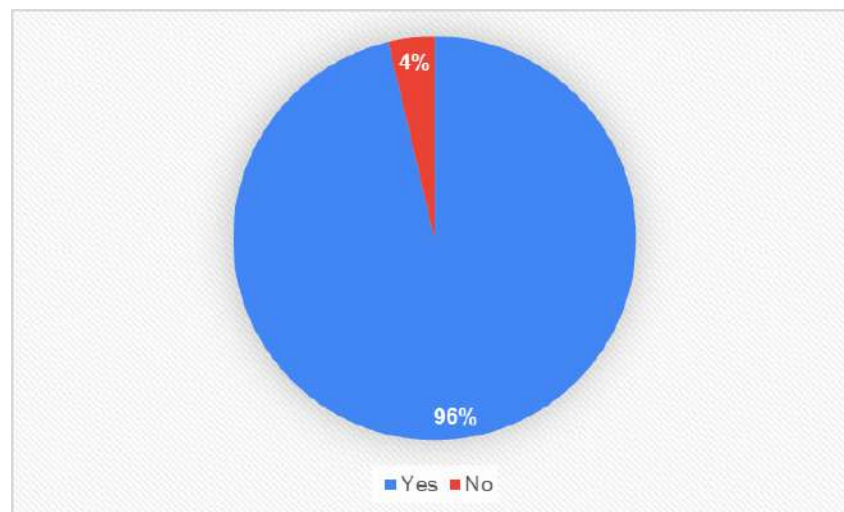
54 responses



96% of the students said they had understood the lecture delivered; 4% said they had not.

Did you understand the lecture delivered? [Software Engineering]-Prof. Jyoti Chauhan

54 responses



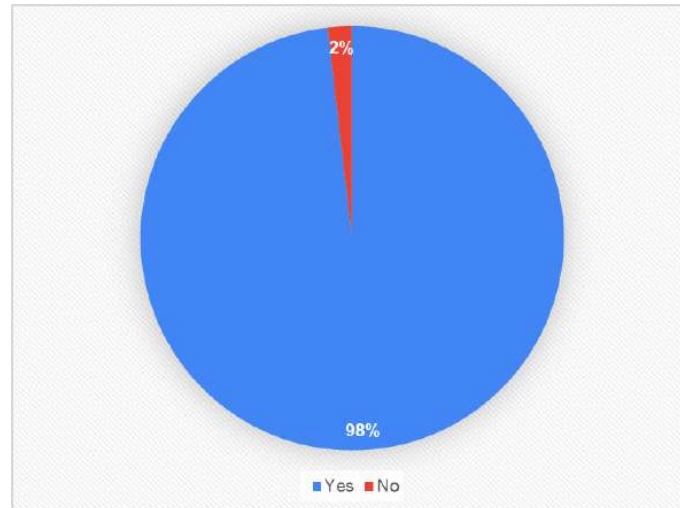
96% of the students said they had understood the lecture delivered; 4% said they had not.



LAXMI CHARITABLE TRUST'S
SHETH L.U.J. COLLEGE OF ARTS & SIR M.V. COLLEGE OF
SCIENCE & COMMERCE

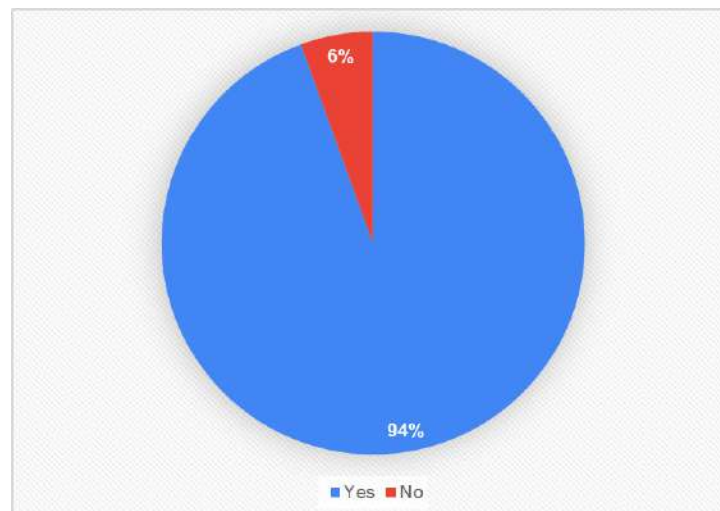
DR. S. RADHAKRISHNAN MARG, ANDHERI(EAST), MUMBAI - 400069

Did you understand the lecture delivered? [Linear Algebra using Python]-Prof. Jyoti Chauhan
54 responses



98% of the students said they had understood the lecture delivered; 2% said they had not.

Did you understand the lecture delivered? [.NET Technologies]-Prof. Pradnya Bhabal
54 responses



94% of the students said they had understood the lecture delivered; 6% said they had not.

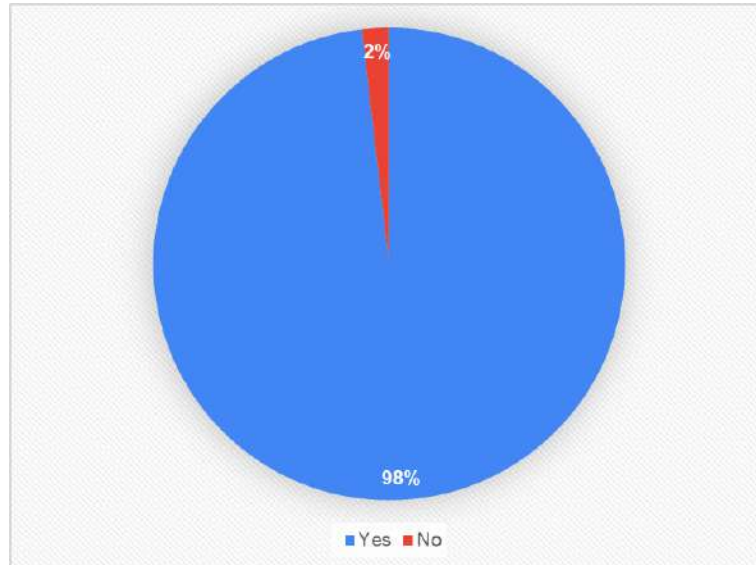


LAXMI CHARITABLE TRUST'S
SHETH L.U.J. COLLEGE OF ARTS & SIR M.V. COLLEGE OF
SCIENCE & COMMERCE

DR. S. RADHAKRISHNAN MARG, ANDHERI(EAST), MUMBAI - 400069

Did you understand the lecture delivered? [Skill Enhancement: Android Developer Fundamentals]-Prof. Ashish Chaturvedi

54 responses



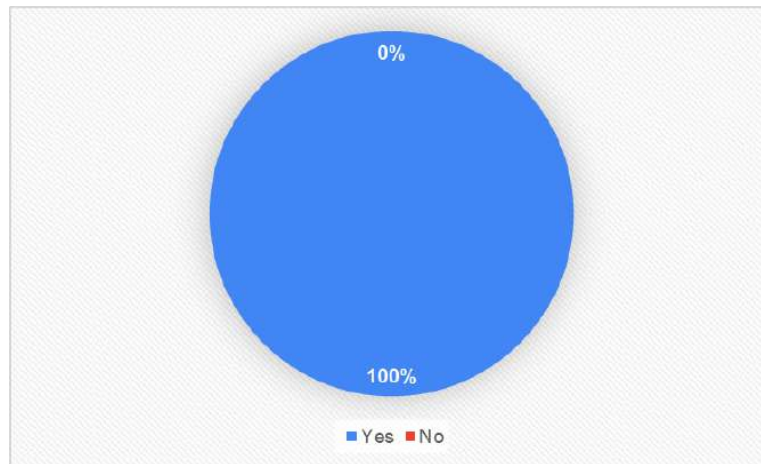
98% of the students said they had understood the lecture delivered; 2% said they had not.



LAXMI CHARITABLE TRUST'S
SHETH L.U.J. COLLEGE OF ARTS & SIR M.V. COLLEGE OF
SCIENCE & COMMERCE
DR. S. RADHAKRISHNAN MARG, ANDHERI(EAST), MUMBAI - 400069

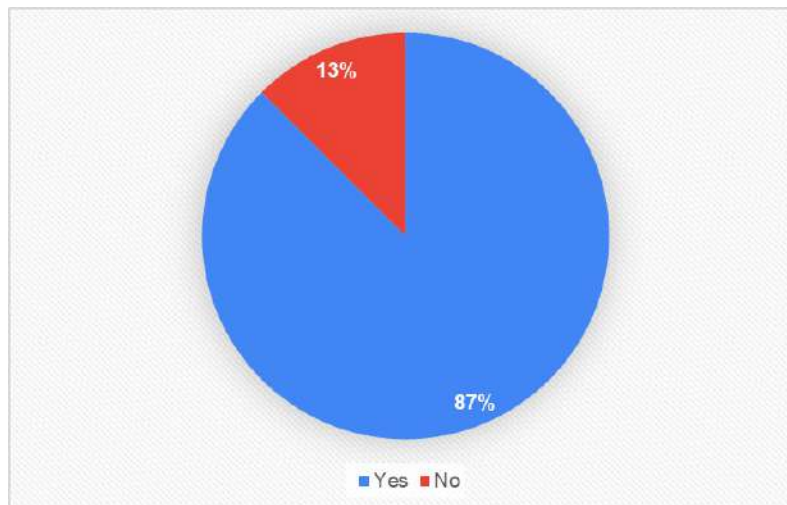
Students feedback Sem 5 - A.Y 2020-21

Did you understand the lecture delivered? [Artificial Intelligence]-Prof. Mahendra Kanojia
48 responses



100% of students agreed as to yes they understood the lecture delivered.

Did you understand the lecture delivered? [Linux Server Administration]-Prof. Jyoti Chauhan
48 responses



87% of the students said they had understood the lecture delivered; 13% said they had not.

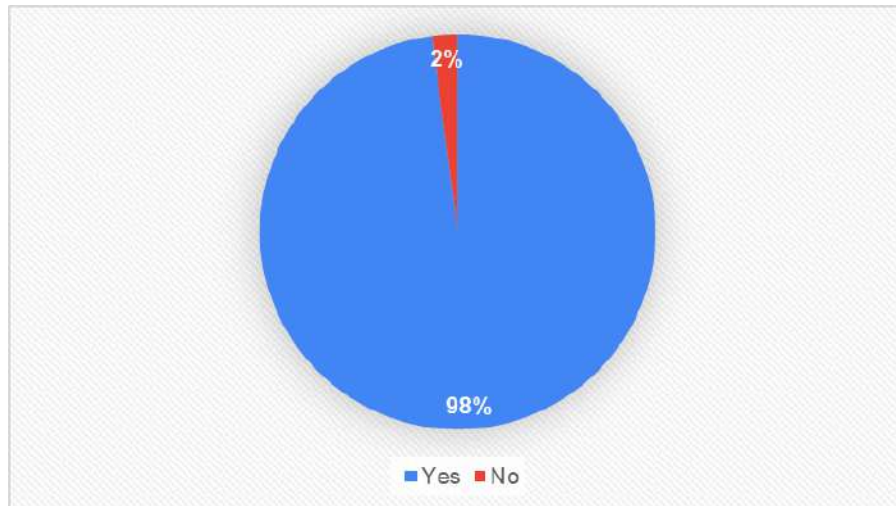


LAXMI CHARITABLE TRUST'S
SHETH L.U.J. COLLEGE OF ARTS & SIR M.V. COLLEGE OF
SCIENCE & COMMERCE

DR. S. RADHAKRISHNAN MARG, ANDHERI(EAST), MUMBAI - 400069

Did you understand the lecture delivered? [Architecting of IoT]-Prof. Chetan Kanojia

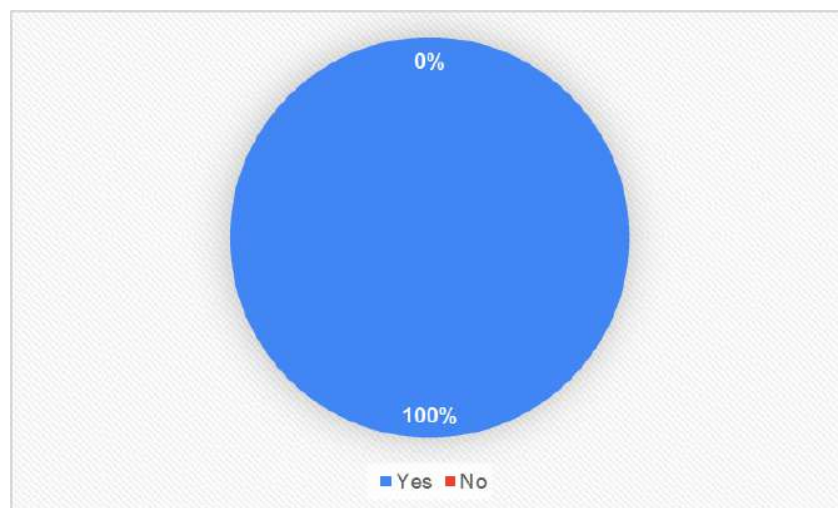
48 responses



98% of the students said they had understood the lecture delivered; 2% said they had not.

Did you understand the lecture delivered? [Web Services]-Prof. Ashish Chaturvedi

48 responses



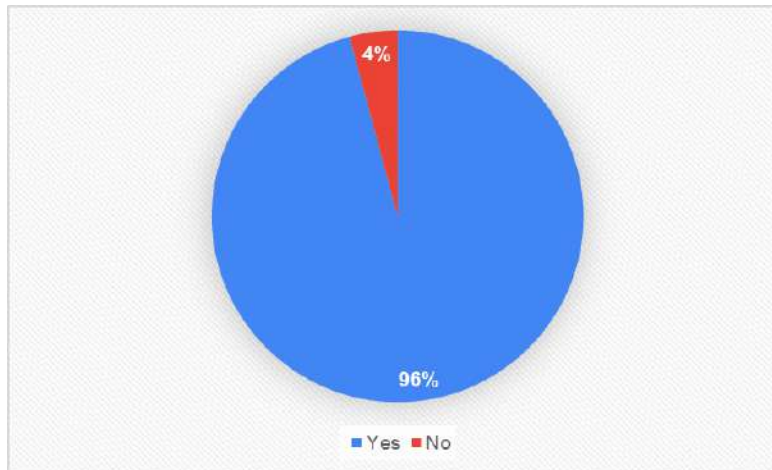
100% of students agreed as to yes they understood the lecture delivered.



LAXMI CHARITABLE TRUST'S
SHETH L.U.J. COLLEGE OF ARTS & SIR M.V. COLLEGE OF
SCIENCE & COMMERCE
DR. S. RADHAKRISHNAN MARG, ANDHERI(EAST), MUMBAI - 400069

Did you understand the lecture delivered? [Game Programming]-Prof. Pradnya Bhabal

48 responses



96% of the students said they had understood the lecture delivered; 4% said they had not.



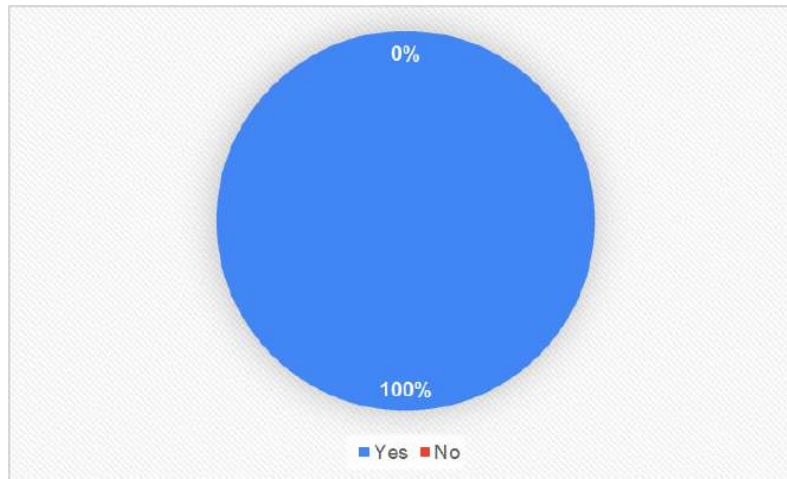
LAXMI CHARITABLE TRUST'S
SHETH L.U.J. COLLEGE OF ARTS & SIR M.V. COLLEGE OF
SCIENCE & COMMERCE

DR. S. RADHAKRISHNAN MARG, ANDHERI(EAST), MUMBAI - 400069

Students feedback Sem 6 - A.Y 2020-21

Did you understand the lecture delivered? [Wireless Sensor Networks and Mobile Communication]-Prof. Chetan Kanojia

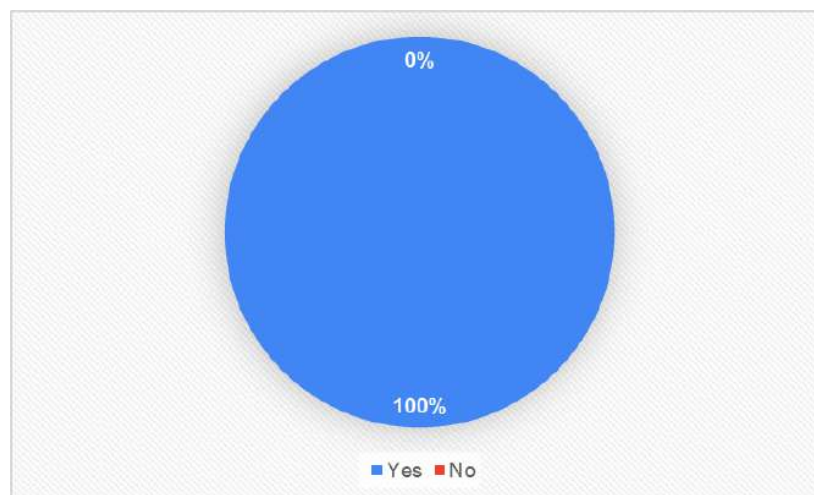
48 responses



100% of students agreed as to yes they understood the lecture delivered.

Did you understand the lecture delivered? [Cloud Computing]-Prof. Ashish Chaturvedi

48 responses

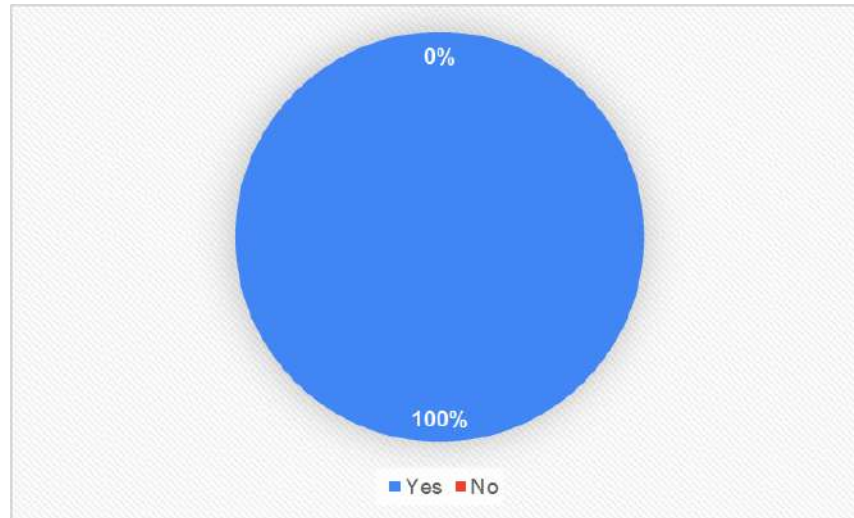


100% of students agreed as to yes they understood the lecture delivered.



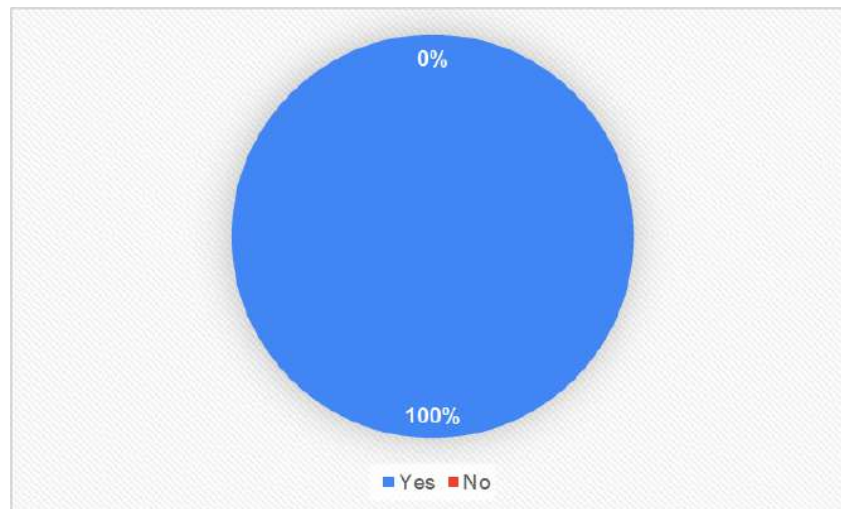
LAXMI CHARITABLE TRUST'S
SHETH L.U.J. COLLEGE OF ARTS & SIR M.V. COLLEGE OF
SCIENCE & COMMERCE
DR. S. RADHAKRISHNAN MARG, ANDHERI(EAST), MUMBAI - 400069

Did you understand the lecture delivered? [Information Retrieval]-Prof. Ashish Chaturvedi
48 responses



100% of students agreed as to yes they understood the lecture delivered.

Did you understand the lecture delivered? [Digital Image Processing]-Prof. Mahendra Kanojia
48 responses



100% of students agreed as to yes they understood the lecture delivered.

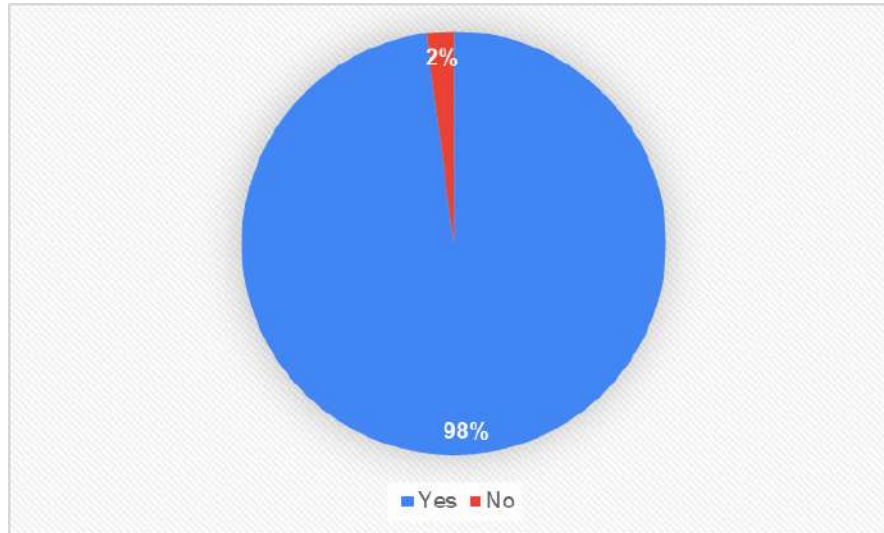


LAXMI CHARITABLE TRUST'S
SHETH L.U.J. COLLEGE OF ARTS & SIR M.V. COLLEGE OF
SCIENCE & COMMERCE

DR. S. RADHAKRISHNAN MARG, ANDHERI(EAST), MUMBAI - 400069

Did you understand the lecture delivered? [Ethical Hacking]-Prof. Pradnya Bhabal

48 responses



98% of the students said they had understood the lecture delivered; 2% said they had not.

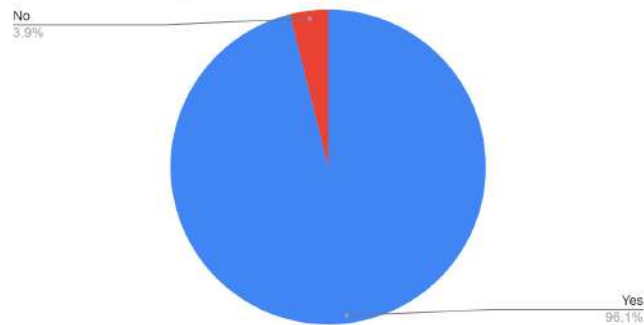


LAXMI CHARITABLE TRUST'S
 SHETH L.U.J. COLLEGE OF ARTS & SIR M.V. COLLEGE OF
 SCIENCE & COMMERCE

DR. S. RADHAKRISHNAN MARG, ANDHERI(EAST), MUMBAI - 400069

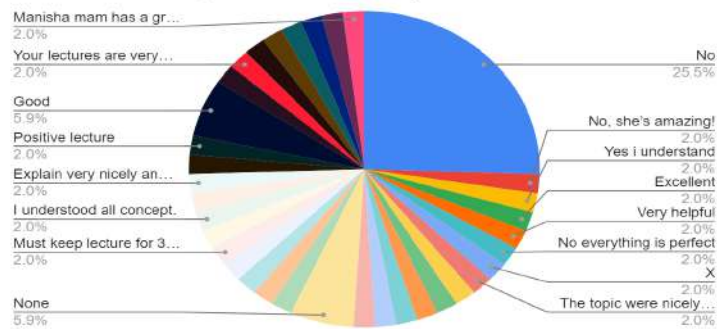
Students Feedback (SEM I)- A.Y 2020-21

Count of Did you understand the lecture delivered? [Effective Communication-I]-Prof. Manisha Sayani



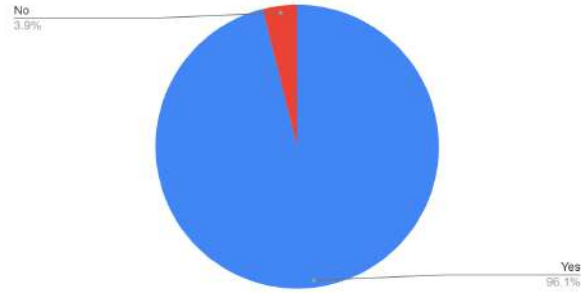
Out of 51 respondents, 49 respondents selected Yes (96.1%) and No was responded by 2 respondents (3.9%)

Count of Any suggestions/Feedback/Comments for [Effective Communication-I]-Prof. Manisha Sayani



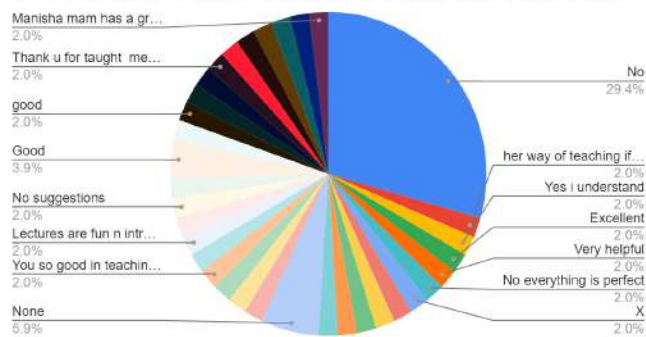
Above are the suggestions of the respondents collected for Effective Communication- I

Count of Did you understand the lecture delivered?
[Fundamentals of Mass Communication]-Prof. Manisha Sayani



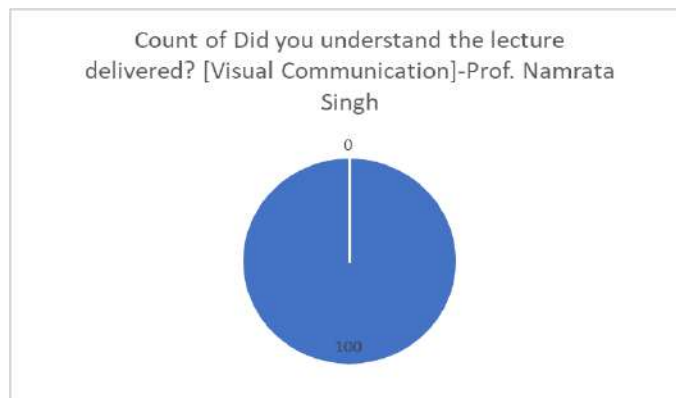
96.1 % respondents said Yes while 3.9% said No for the question being asked related to understanding a lecture delivered for Fundamentals of Mass communication by Manisha Sayani.

Count of Any suggestions/Feedback/Comments for
[Fundamentals of Mass Communication]-Prof. Manisha Sayani

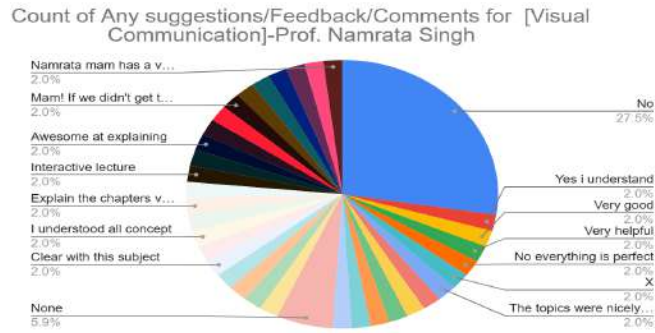


Above are the suggestions and comments by the respondents

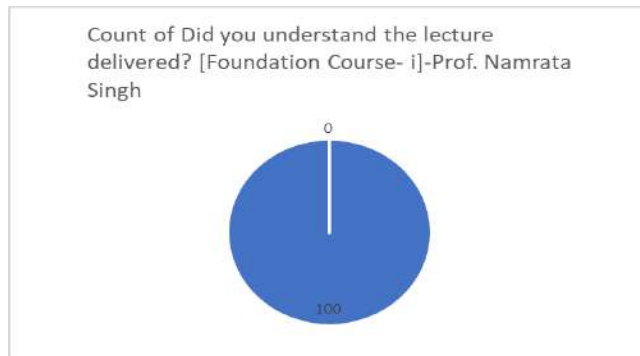
Count of Did you understand the lecture delivered?
[Visual Communication]-Prof. Namrata Singh



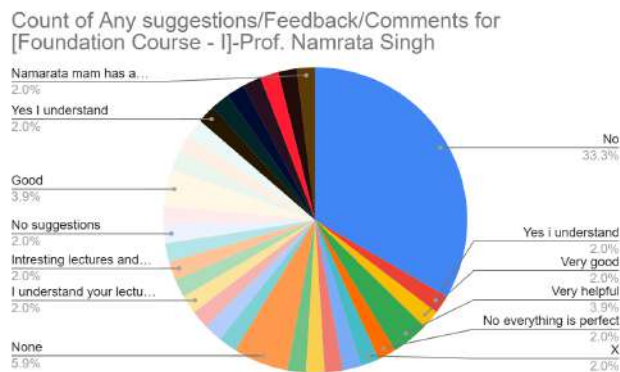
100% of respondents said Yes, they understood the lecture delivered (Visual Communication) by Prof. Namrata Singh



Above are the respondents feedbacks and comments for Visual COmmunication by Prof. Namrata Singh

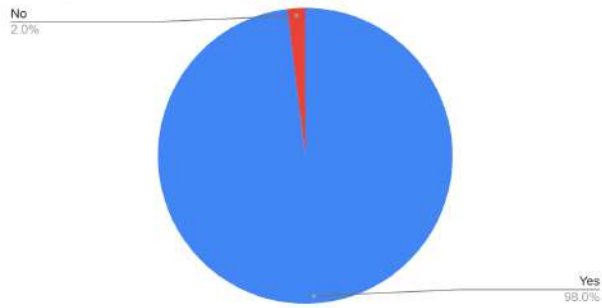


The respondents understood the lecture delivered (Foundation Course- I) by selecting Yes resulting 100%



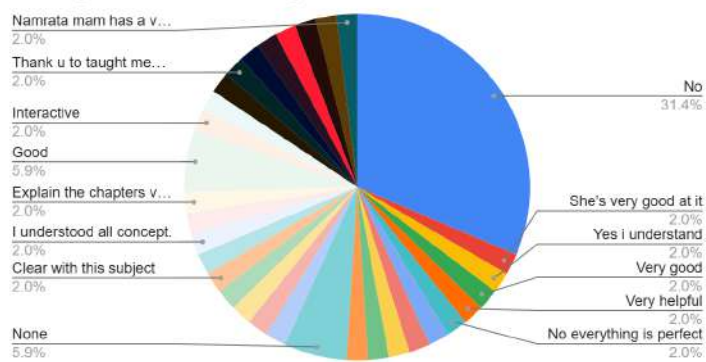
The suggestions, comments and feedback of the respondents is shown in the above pie diagram.

Count of Did you understand the lecture delivered? [History of Media]-Prof. Namrata Singh



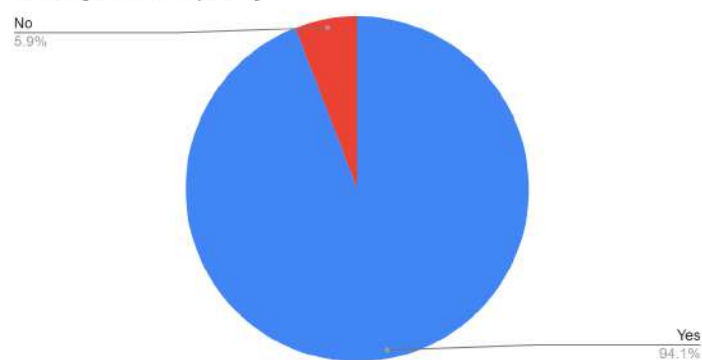
2% respondents said No whereas 98% respondents said Yes that they understand the lecture delivered.

Count of Any suggestions/Feedback/Comments for [History of Media]-Prof. Namrata Singh



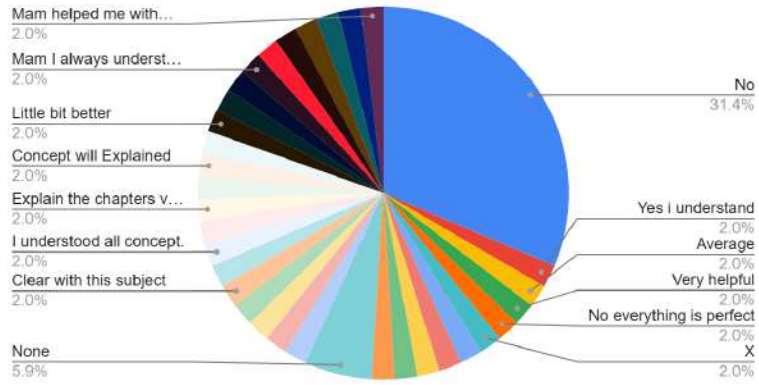
Above reflects the suggestions, feedbacks and comments by the responders.

Count of Did you understand the lecture delivered? [Current Affairs]-Prof. Shilpi Dey



94.1 % Respondents responded to Yes and 5.9% said No out of 100%

Count of Any suggestions/Feedback/Comments for [Current Affairs]-Prof. Shilpi Dey



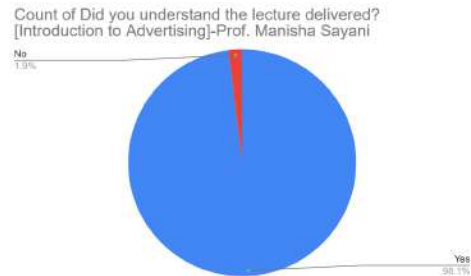
Above is the suggestions, feedbacks or suggestions by the responders.



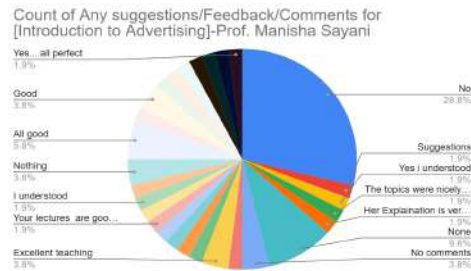
**LAXMI CHARITABLE TRUST'S
SHETH L.U.J. COLLEGE OF ARTS & SIR M.V. COLLEGE OF
SCIENCE & COMMERCE**

DR. S. RADHAKRISHNAN MARG, ANDHERI(EAST), MUMBAI - 400069

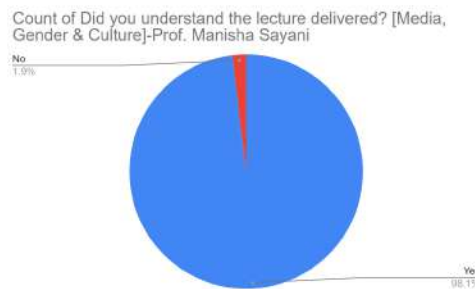
Students Feedback (SEM II)- A.Y 2020-21



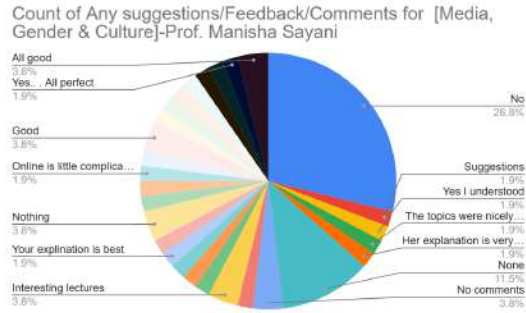
Out of 100%, 98.1% respondents selected Yes and No selected was 1.9% for understanding the lecture delivered (Introduction to Advertising) - Prof. Manisha Sayani



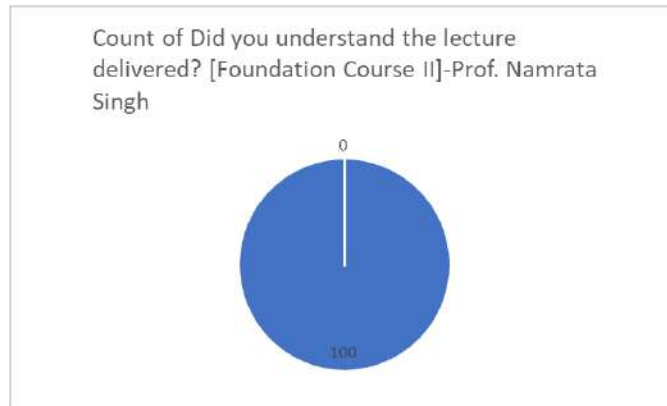
Above Pie Chart shows the comments, suggestions or feedback of the respondents.



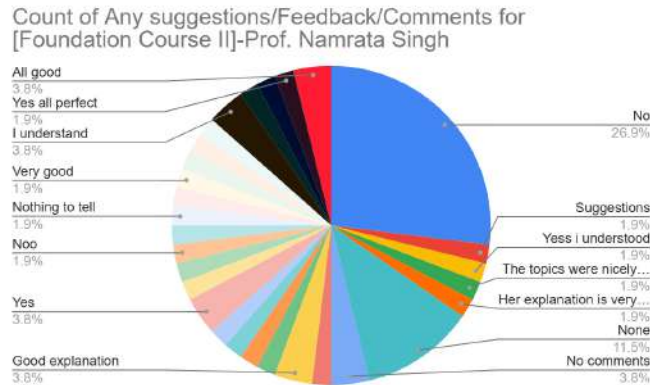
Out of 100%, 98.1% respondents selected Yes and No selected was 1.9% for understanding the lecture delivered (Media Gender & Culture) - Prof. Manisha Sayani



Above Pie Chart shows the comments, suggestions or feedback of the respondents.

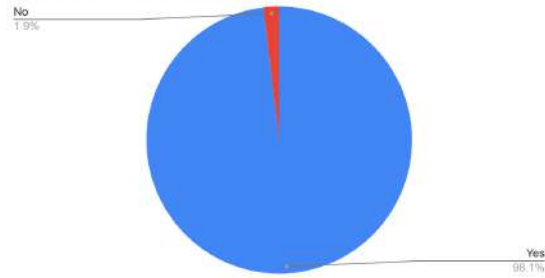


100% responders responded to Yes for understanding the lecture delivered (Foundation Course- II)- Prof. Namrata Singh



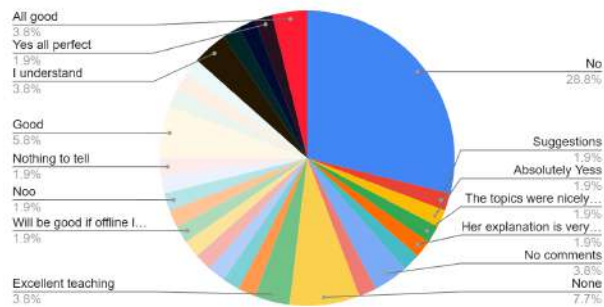
Above is the suggestions, feedbacks or comments by the participants

Count of Did you understand the lecture delivered? [Content Writing]-Prof. Namrata Singh



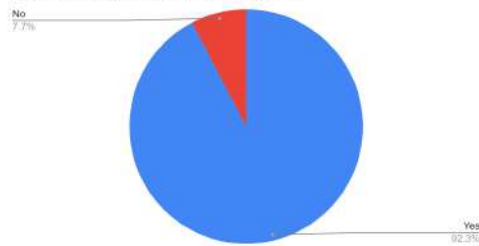
Out of 100%, 98.1% respondents selected Yes and No selected was 1.9% for understanding the lecture delivered (Content Writing) - Prof. Namrata Singh

Count of Any suggestions/Feedback/Comments for [Content Writing]-Prof. Namrata Singh



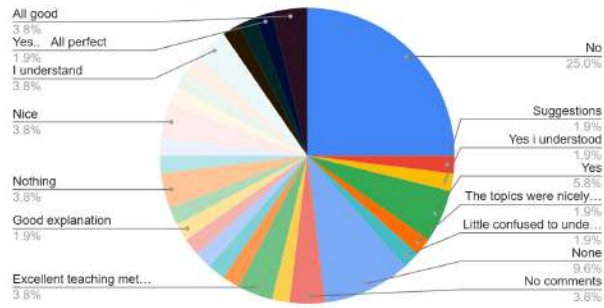
Above pie diagram is the suggestion, feedback or comment of the participants

Count of Did you understand the lecture delivered? [Effective Communication - II]-Prof. Charmy Shah



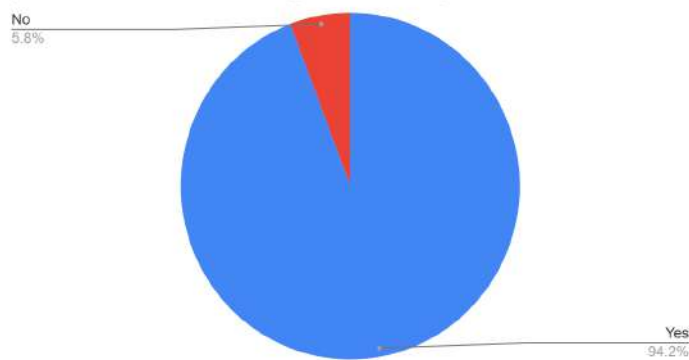
7.7% responded to No and 92.7% selected Yes for Effective Communication lectures by Prof. Charmy Shah

Count of Any suggestions/Feedback/Comments for [Effective Communication - II]-Prof. Charmy Shah



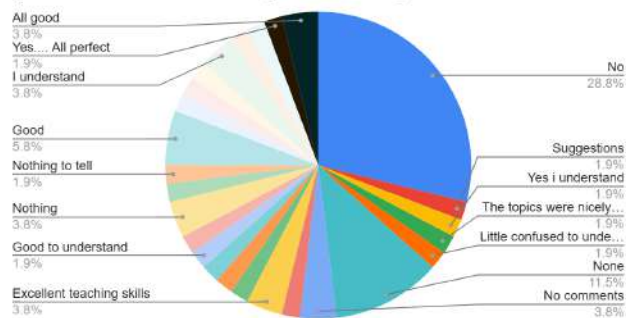
The respondents gave various feedback, suggestions, comments for Effective Communication- II in the above pie chart

Count of Did you understand the lecture delivered? [Introduction to Journalism]-Prof. Charmy Shah



Out of the 100%, No was 5.8% and Yes was 94.2% for the subject Introduction to Journalism by Prof. Charmy Shah

Count of Any suggestions/Feedback/Comments for [Introduction to Journalism]-Prof. Charmy Shah



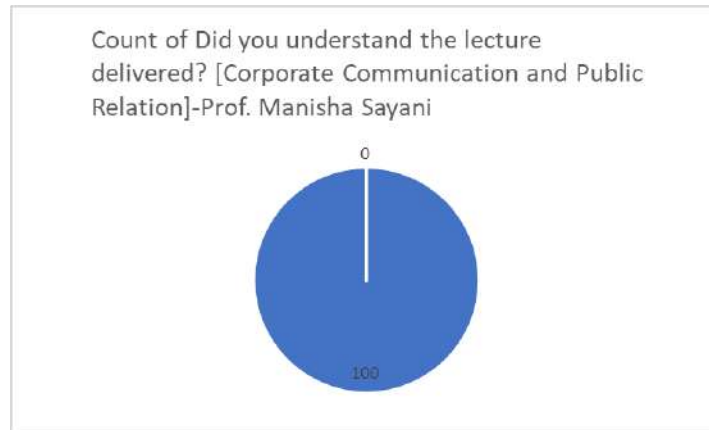
Above reflects the comments/ suggestions or feedback of the participants



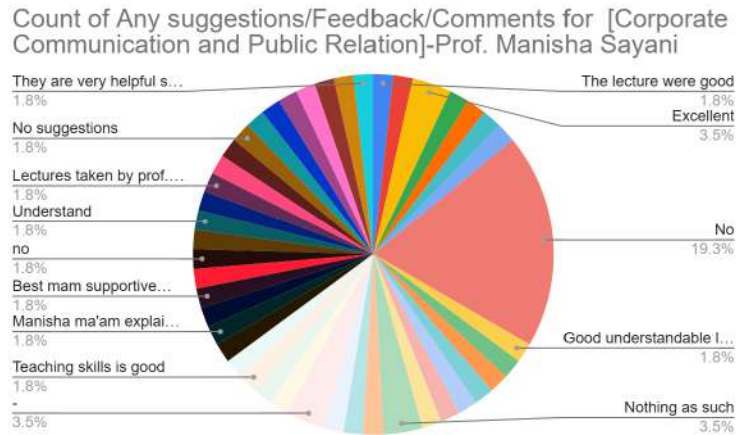
**LAXMI CHARITABLE TRUST'S
SHETH L.U.J. COLLEGE OF ARTS & SIR M.V. COLLEGE OF
SCIENCE & COMMERCE**

DR. S. RADHAKRISHNAN MARG, ANDHERI(EAST), MUMBAI - 400069

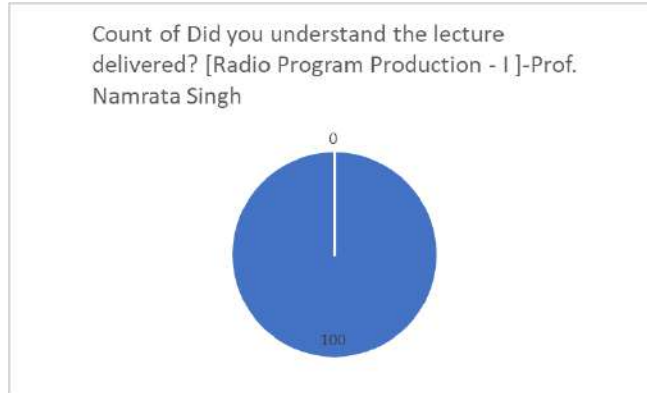
Students Feedback (SEM III)- A.Y 2020-21



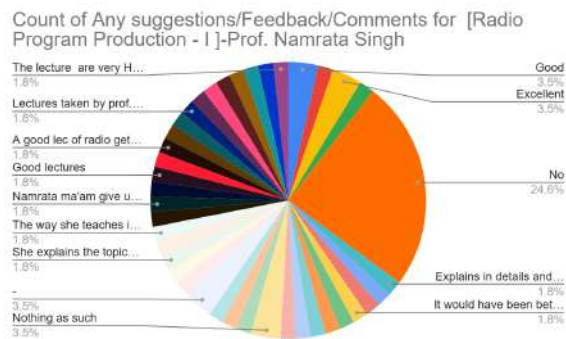
Out of 100%, Yes was 100% selected by the respondents saying all understood the lecture Corporate Communication and Public Relation by Prof. Manisha Sayani



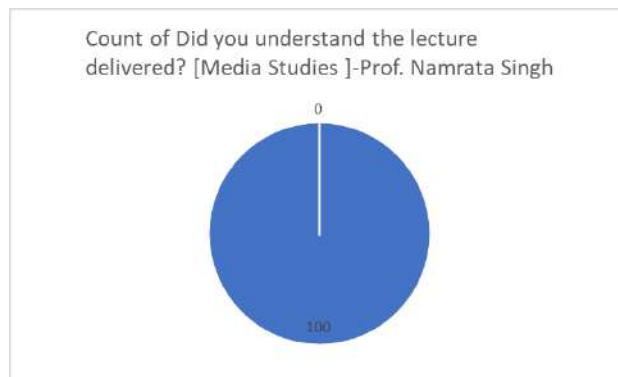
Above is the response of responders responded by giving their suggestion, feedback or comment



Yes was 100% selected by the respondents saying all understood the lecture Radio Program Production- I by Prof. Namrata Singh

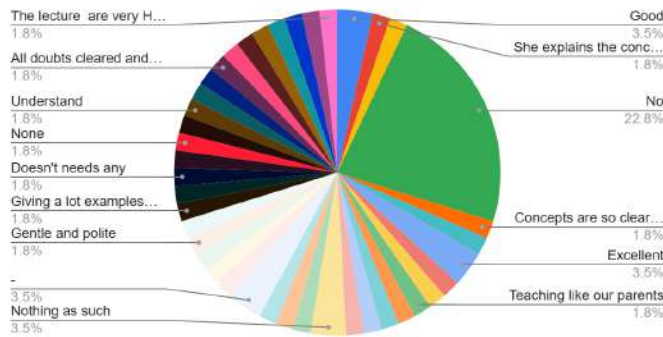


Above Pie chart reflects the suggestions, comments or feedback of respondents.

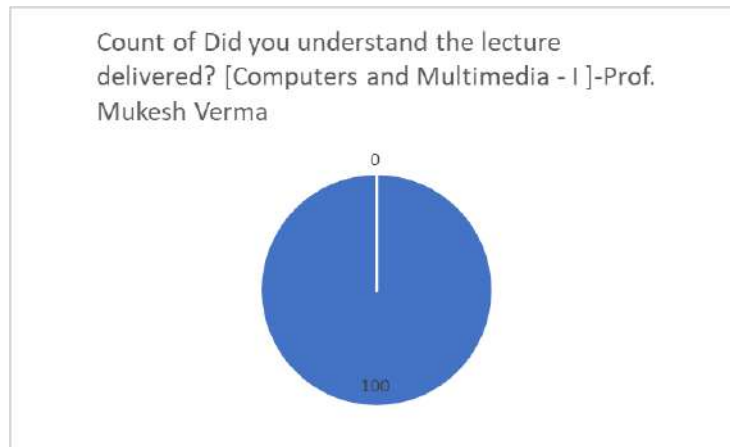


100% responders selected Yes stating all understood the lecture Media Studies by Prof. Namrata Singh

Count of Any suggestions/Feedback/Comments for [Media Studies]-Prof. Namrata Singh

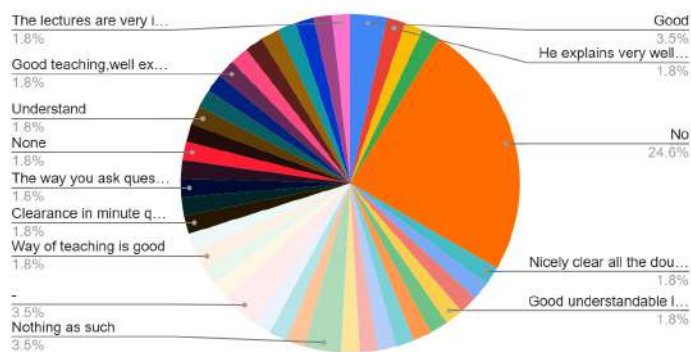


The responders' suggestions/ facebook/ comments are reflected in the above pie diagram.



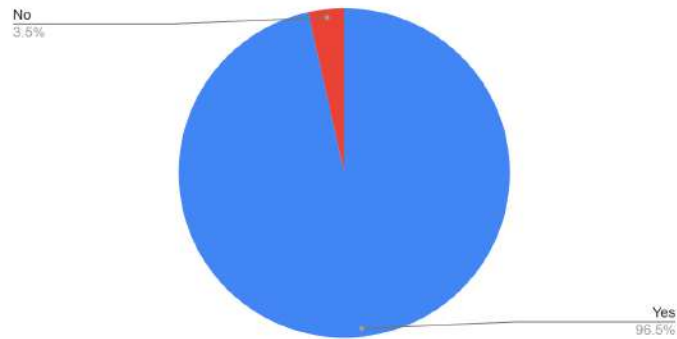
100% responders selected Yes stating all understood the lecture Computers and Multimedia- I by Prof. Mukesh Verma

Count of Any suggestions/Feedback/Comments for [Computers and Multimedia - I]-Prof. Mukesh Verma



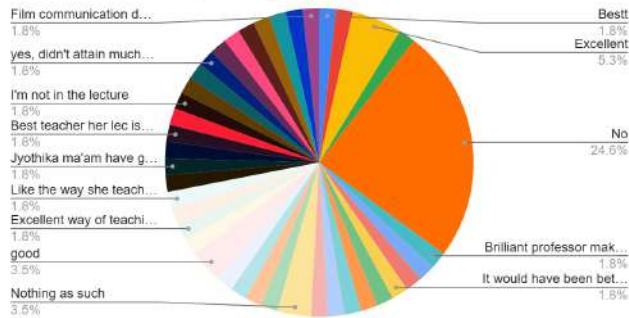
The responders' suggestions/ facebook/ comments are reflected in the above pie diagram.

Count of Did you understand the lecture delivered? [Film Communication - I]-Prof. Jyothika Naidu



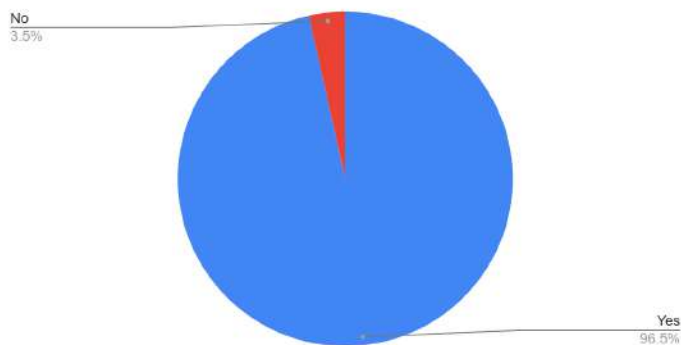
Out of 100%, the respondents selected Yes was 96.5% and No was 3.5% by the respondents.

Count of Any suggestions/Feedback/Comments for [Film Communication - I]-Prof. Jyothika Naidu



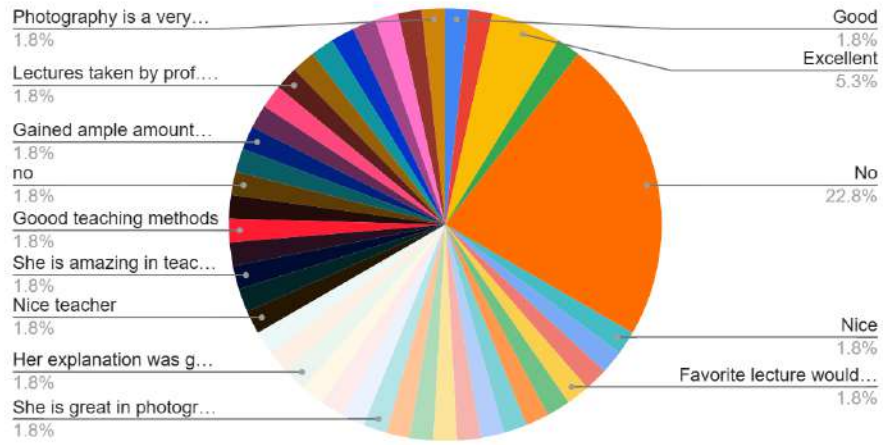
Above Pie Chart reflects the responses of the respondents giving their suggestions, feedback or comments for Film Communication- I by Prof. Jyotika Naidu

Count of Did you understand the lecture delivered? [Introduction to Photography]-Prof. Yashashree Dattar



3.5% respondents selected No whereas 96.5% respondents selected Yes.

Count of Any suggestions/Feedback/Comments for [Introduction to Photography]-Prof. Yashashree Dattar



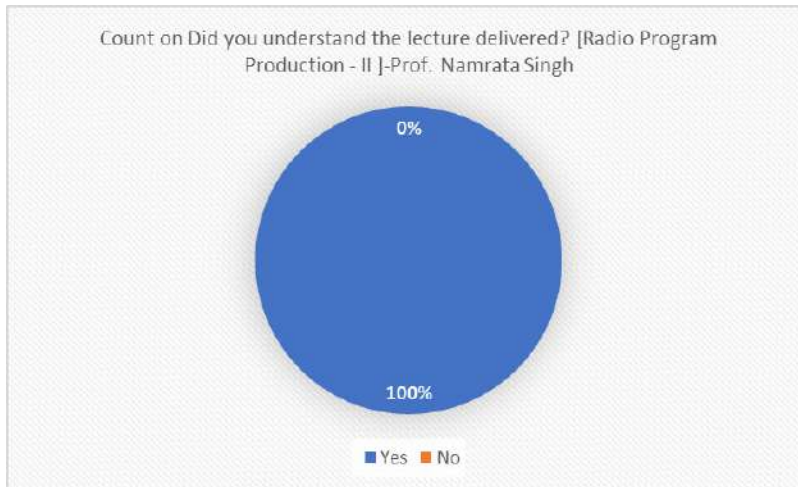
The suggestions, feedback and comments of the participants are recorded in the above Pie chart.



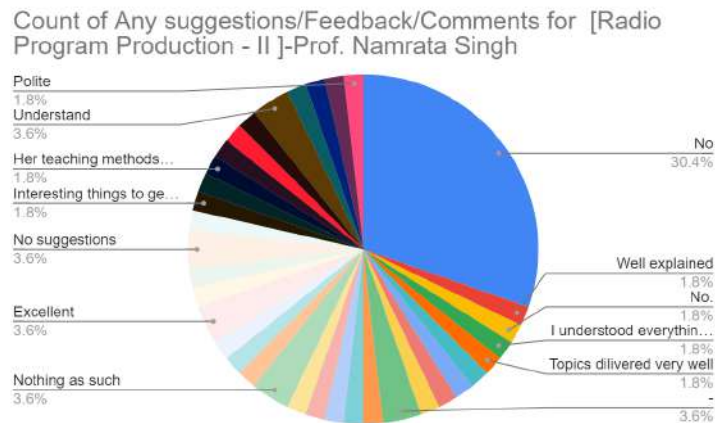
**LAXMI CHARITABLE TRUST'S
SHETH L.U.J. COLLEGE OF ARTS & SIR M.V. COLLEGE OF
SCIENCE & COMMERCE**

DR. S. RADHAKRISHNAN MARG, ANDHERI(EAST), MUMBAI - 400069

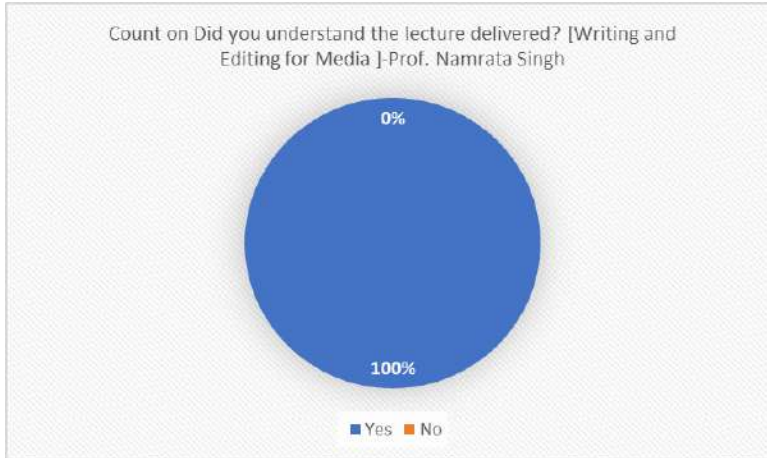
Students Feedback (SEM IV)- A.Y 2020-21



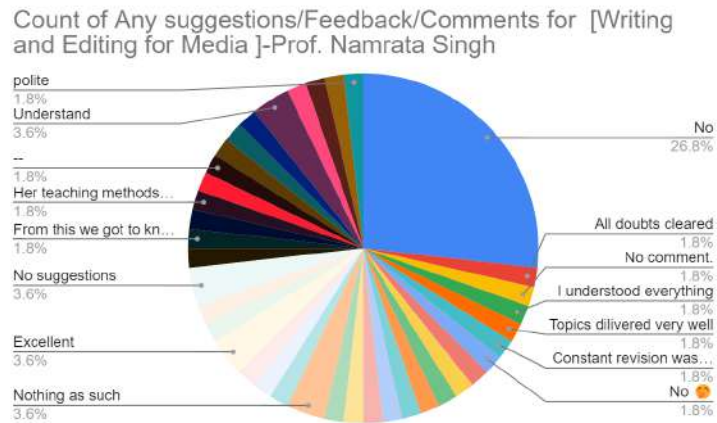
100 % students agreed as to yes they understood the lecture delivered.



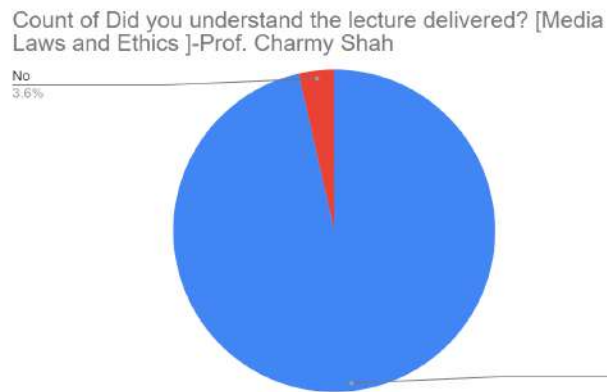
Above reflects the suggestions, comments or feedback of the responders.



100 % students agreed as to yes they understood the lecture delivered.

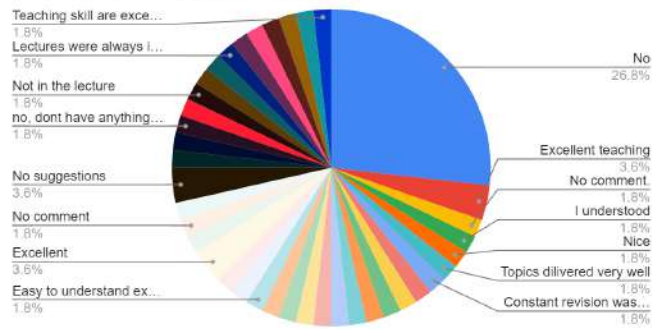


Above reflects the suggestions, comments or feedback of the responders.



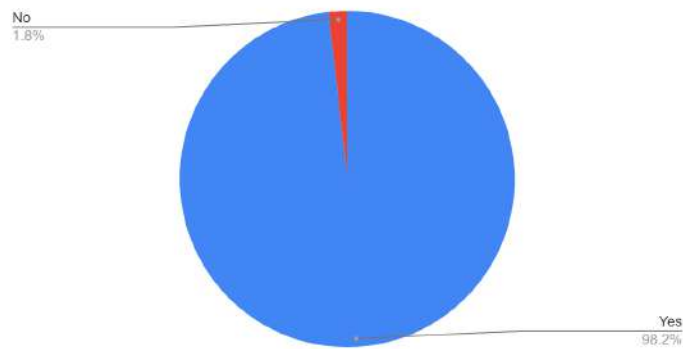
96.4 % students agreed as to yes they understood the lecture delivered, 3.6% responded no to the same.

Count of Any suggestions/Feedback/Comments for [Media Laws and Ethics]-Prof. Charmy Shah



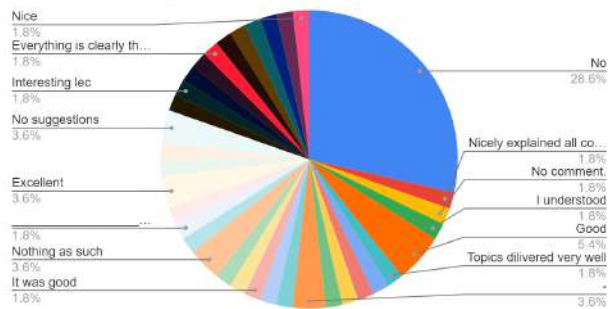
Above reflects the suggestions, comments or feedback of the responders.

Count of Did you understand the lecture delivered? [Mass Media Research]-Prof. Charmy Shah



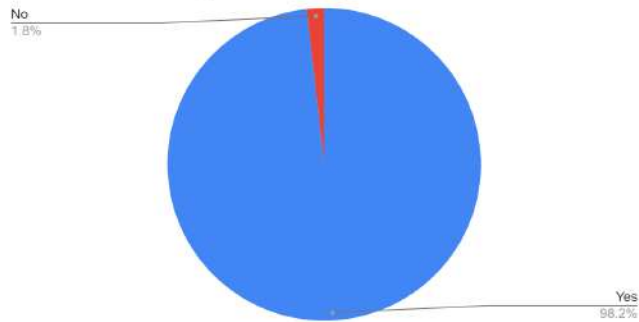
98.2 % students agreed as to yes they understood the lecture delivered, 1.8% responded no to the same.

Count of Any suggestions/Feedback/Comments for [Mass Media Research]-Prof. Charmy Shah



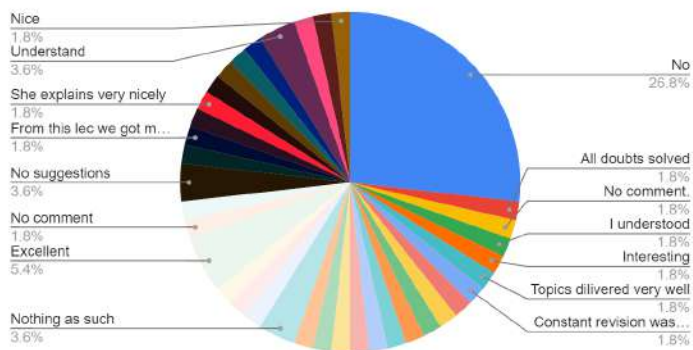
Above reflects the suggestions, comments or feedback of the responders.

Count of Did you understand the lecture delivered? [Film Communication - II]-Prof. Charmy Shah



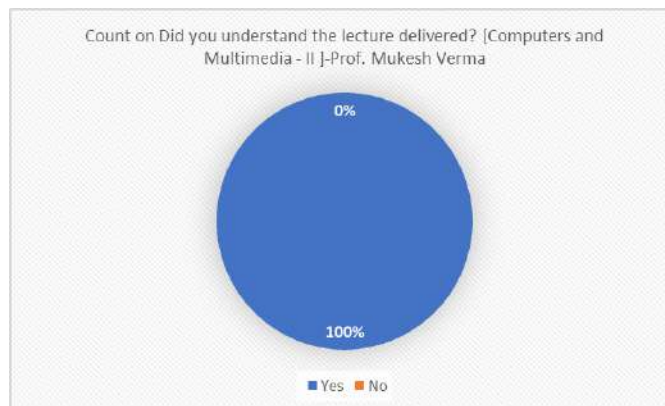
98.2 % students agreed as to yes they understood the lecture delivered, 1.8% responded no to the same.

Count of Any suggestions/Feedback/Comments for [Film Communication - II]-Prof. Charmy Shah



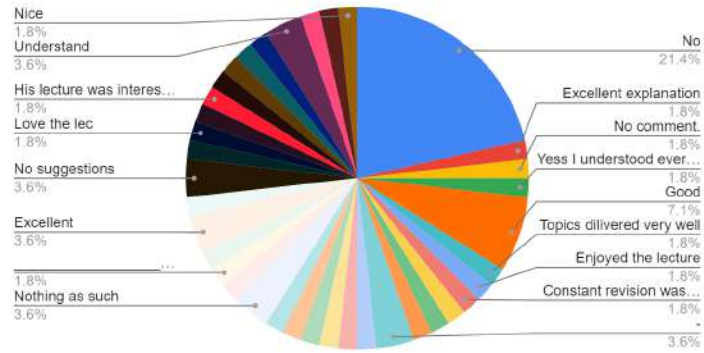
Above reflects the suggestions, comments or feedback of the responders.

Count on Did you understand the lecture delivered? [Computers and Multimedia - II]-Prof. Mukesh Verma



100 % students agreed as to yes they understood the lecture delivered.

Count of Any suggestions/Feedback/Comments for
[Computers and Multimedia - II]-Prof. Mukesh Verma



Above reflects the suggestions, comments or feedback of the responders.

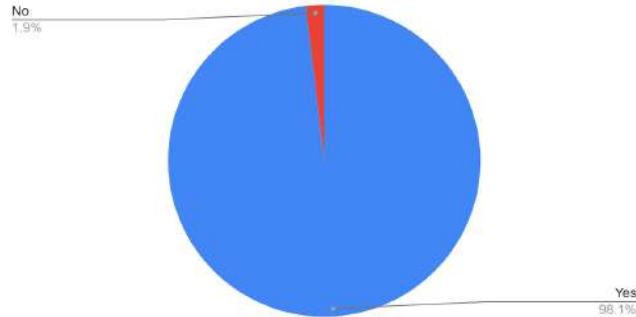


**LAXMI CHARITABLE TRUST'S
SHETH L.U.J. COLLEGE OF ARTS & SIR M.V. COLLEGE OF
SCIENCE & COMMERCE**

DR. S. RADHAKRISHNAN MARG, ANDHERI(EAST), MUMBAI - 400069

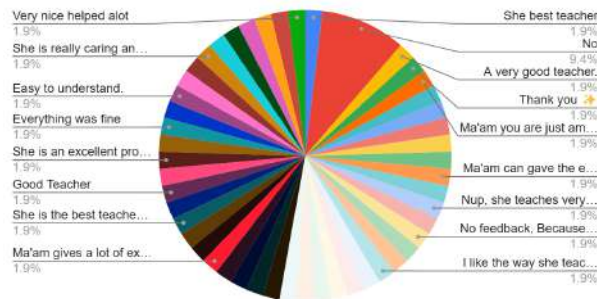
Students Feedback (SEM V)- A.Y 2020-21

Count of Did you understand the lecture delivered? [Brand Building]-Prof. Manisha Sayani



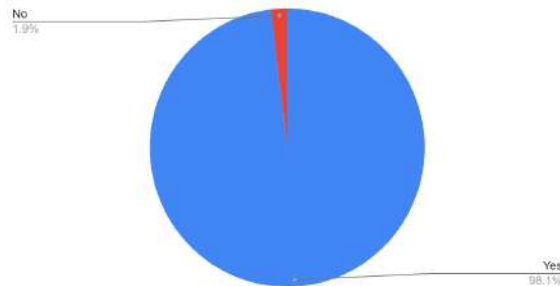
98.1 % students agreed as to yes they understood the lecture delivered, 1.9% responded no to the same.

Count of Any suggestions/Feedback/Comments for [Brand Building]-Prof. Manisha Sayani



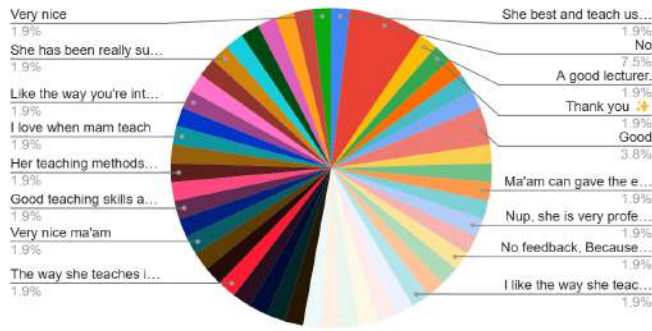
Above reflects the suggestions, comments or feedback of the responders.

Count of Did you understand the lecture delivered? [Consumer Behaviour]-Prof. Manisha Sayani



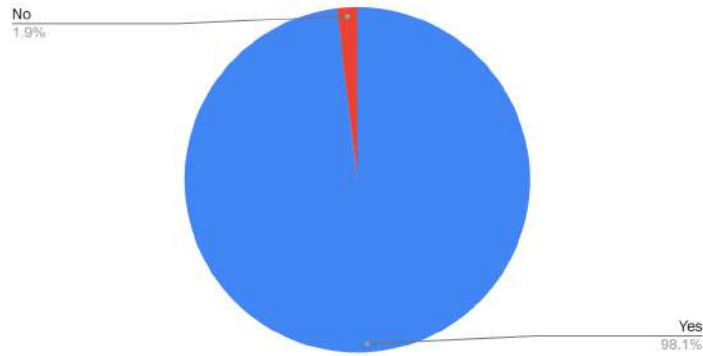
98.1 % students agreed as to yes they understood the lecture delivered, 1.9% responded no to the same.

Count of Any suggestions/Feedback/Comments for [Consumer Behaviour]-Prof. Manisha Sayani



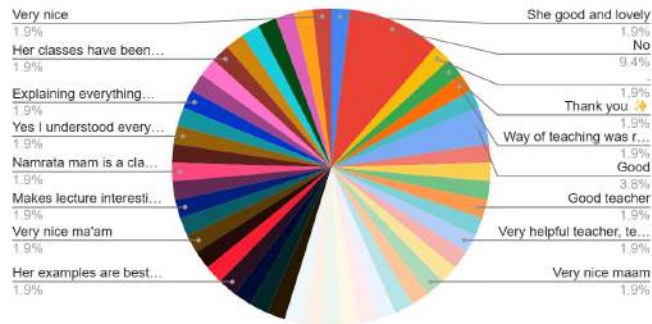
Above reflects the suggestions, comments or feedback of the responders.

Count of Did you understand the lecture delivered? [Media Planning and Buying]-Prof. Namrata Singh



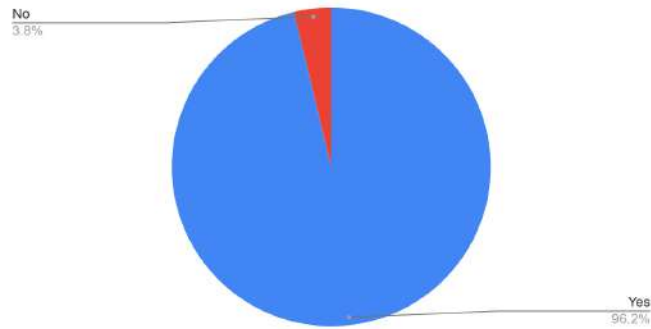
98.1 % students agreed as to yes they understood the lecture delivered, 1.9% responded no to the same.

Count of Any suggestions/Feedback/Comments for [Media Planning and Buying]-Prof. Namrata Singh



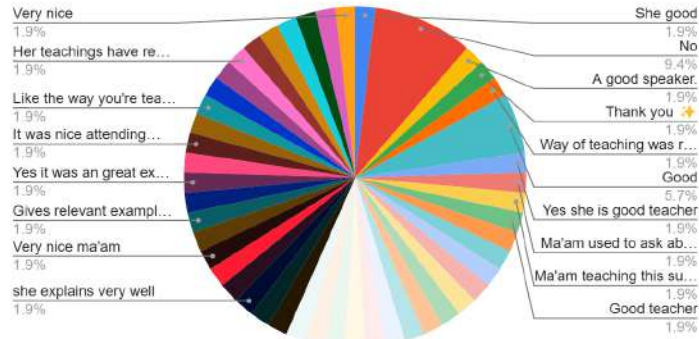
Above reflects the suggestions, comments or feedback of the responders.

Count of Did you understand the lecture delivered? [Copy Writing]-Prof. Jyothika Naidu



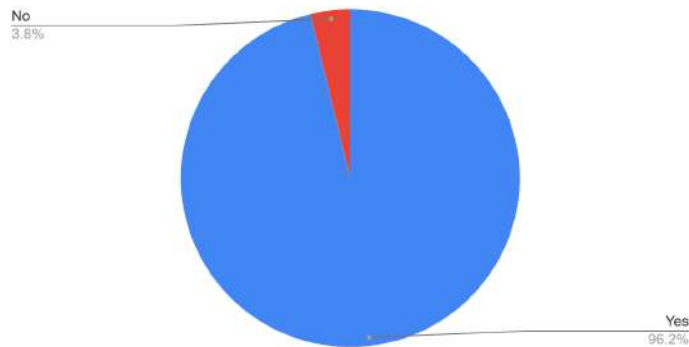
96.2 % students agreed as to yes they understood the lecture delivered, 3.8% responded no to the same.

Count of Any suggestions/Feedback/Comments for [Copy Writing]-Prof. Jyothika Naidu



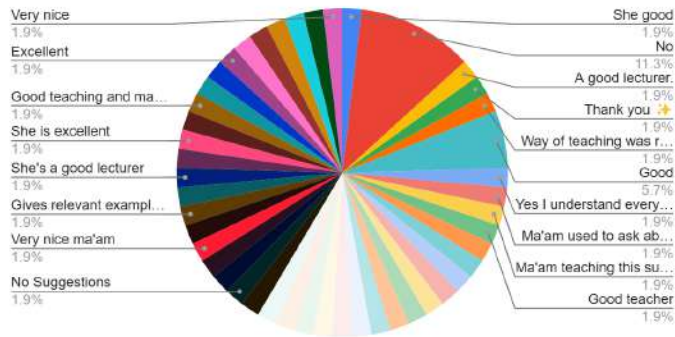
Above reflects the suggestions, comments or feedback of the responders.

Count of Did you understand the lecture delivered? [Advertising in Contemporary Society]-Prof. Jyothika Naidu



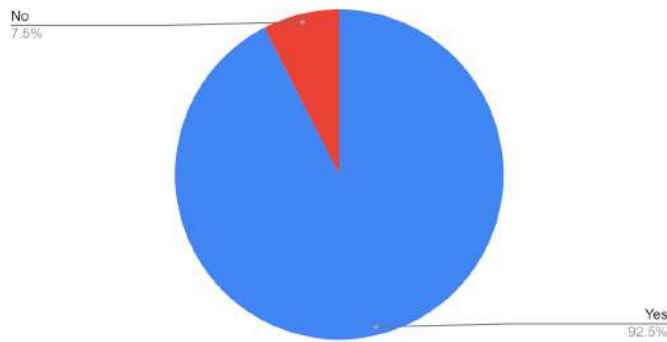
96.2 % students agreed as to yes they understood the lecture delivered, 3.8% responded no to the same.

Count of Any suggestions/Feedback/Comments for [Advertising in Contemporary Society]-Prof. Jyothika Naidu



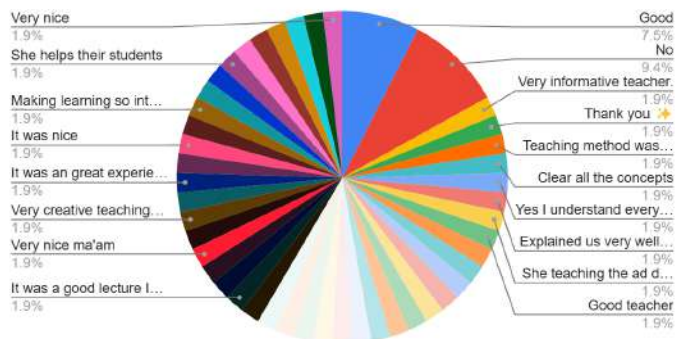
Above reflects the suggestions, comments or feedback of the responders.

Count of Did you understand the lecture delivered? [Advertising Design]-Prof. Yashashree Dattar



92.5 % students agreed as to yes they understood the lecture delivered, 7.5% responded no to the same.

Count of Any suggestions/Feedback/Comments for [Advertising Design]-Prof. Yashashree Dattar



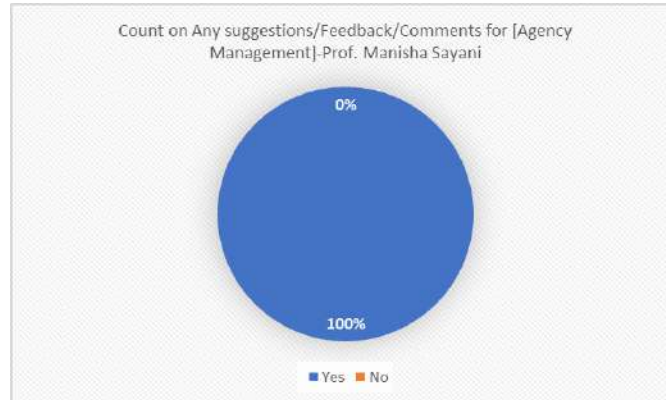
Above reflects the suggestions, comments or feedback of the responders.



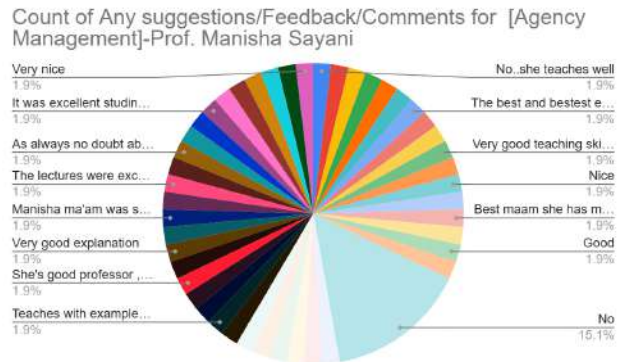
**LAXMI CHARITABLE TRUST'S
SHETH L.U.J. COLLEGE OF ARTS & SIR M.V. COLLEGE OF
SCIENCE & COMMERCE**

DR. S. RADHAKRISHNAN MARG, ANDHERI(EAST), MUMBAI - 400069

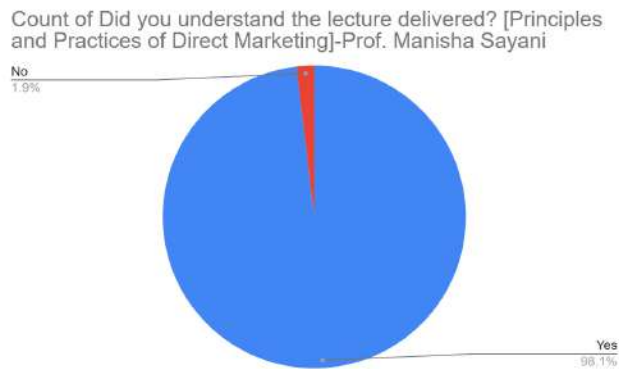
Students Feedback (SEM VI)- A.Y 2020-21



100 % students agreed as to yes they understood the lecture delivered.

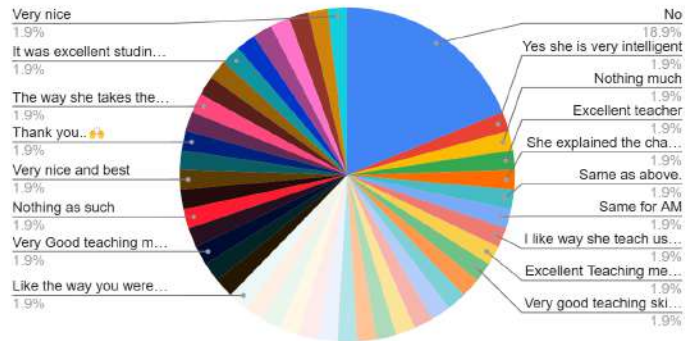


Above reflects the suggestions, comments or feedback of the responders.

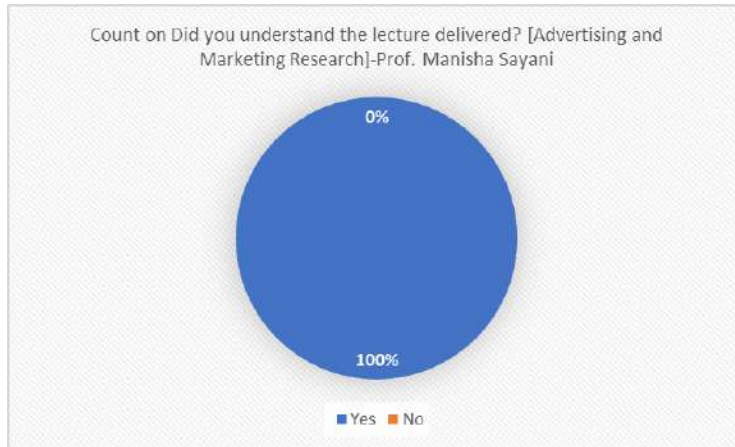


98.1 % students agreed as to yes they understood the lecture delivered, 1.9% responded no to the same.

Count of Any suggestions/Feedback/Comments for [Principles and Practices of Direct Marketing]-Prof. Manisha Sayani

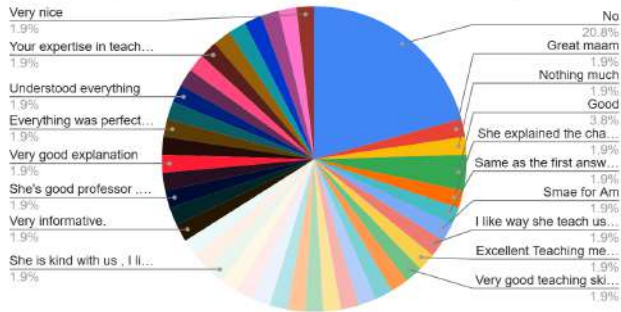


Above reflects the suggestions, comments or feedback of the responders.



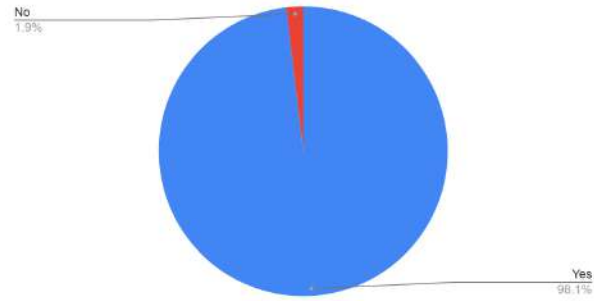
100 % students agreed as to yes they understood the lecture delivered.

Count of Any suggestions/Feedback/Comments for [Advertising and Market Research]-Prof. Manisha Sayani



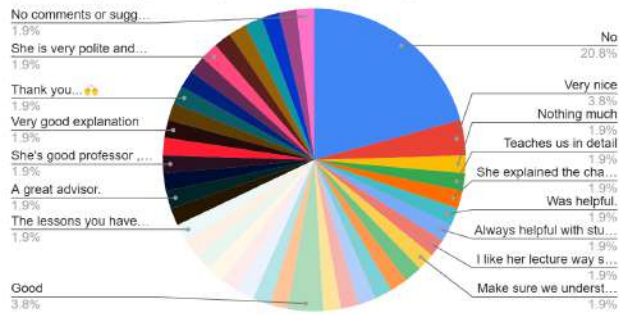
Above reflects the suggestions, comments or feedback of the responders.

Count of Did you understand the lecture delivered?
[Contemporary Issues]-Prof. Namrata Singh



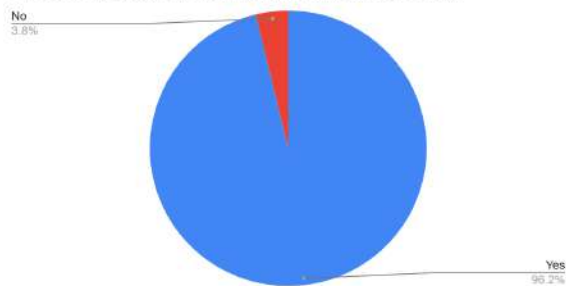
98.1 % students agreed as to yes they understood the lecture delivered, 1.9% responded no to the same.

Count of Any suggestions/Feedback/Comments for
[Contemporary Issues]-Prof. Namrata Singh



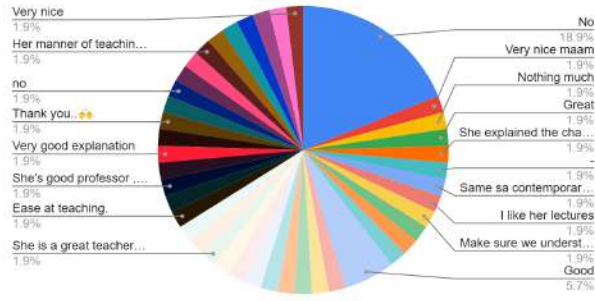
Above reflects the suggestions, comments or feedback of the responders.

Count of Did you understand the lecture delivered? [Advertising
Ethics and Legal Environment]-Prof. Namrata Singh



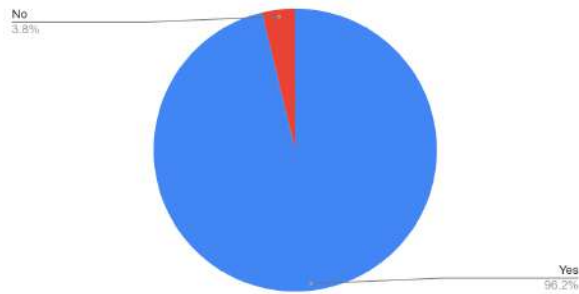
96.2 % students agreed as to yes they understood the lecture delivered, 3.8% responded no to the same.

Count of Any suggestions/Feedback/Comments for [Advertising Ethics and Legal Environment]-Prof. Namrata Si...



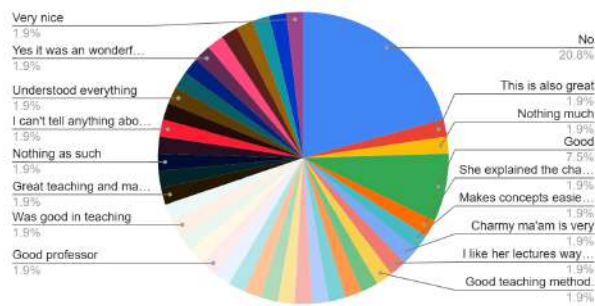
Above reflects the suggestions, comments or feedback of the responders.

Count of Did you understand the lecture delivered? [Digital Media]-Prof. Charmy Shah

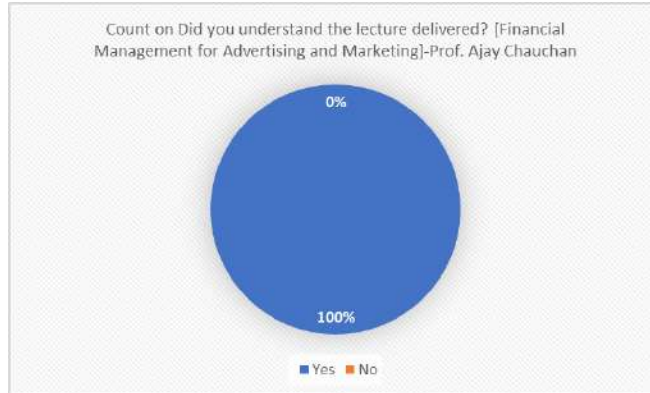


96.2 % students agreed as to yes they understood the lecture delivered, 3.8% responded no to the same.

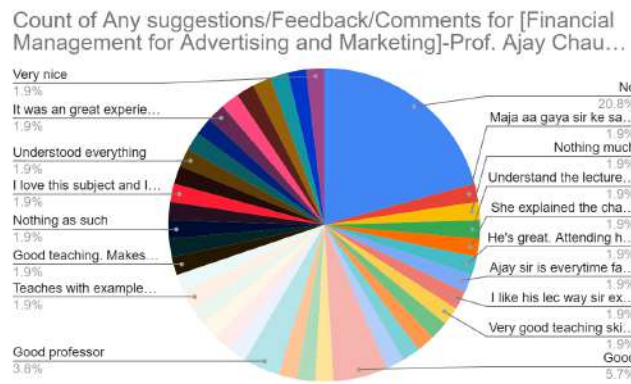
Count of Any suggestions/Feedback/Comments for [Digital Media]-Prof. Charmy Shah



Above reflects the suggestions, comments or feedback of the responders.



100 % students agreed as to yes they understood the lecture delivered.



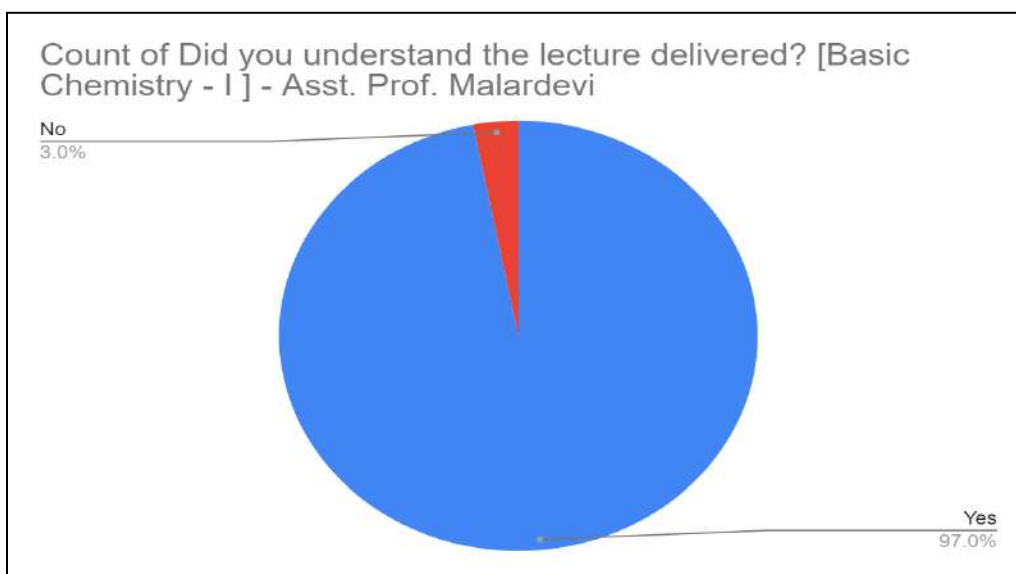
Above reflects the suggestions, comments or feedback of the responders.



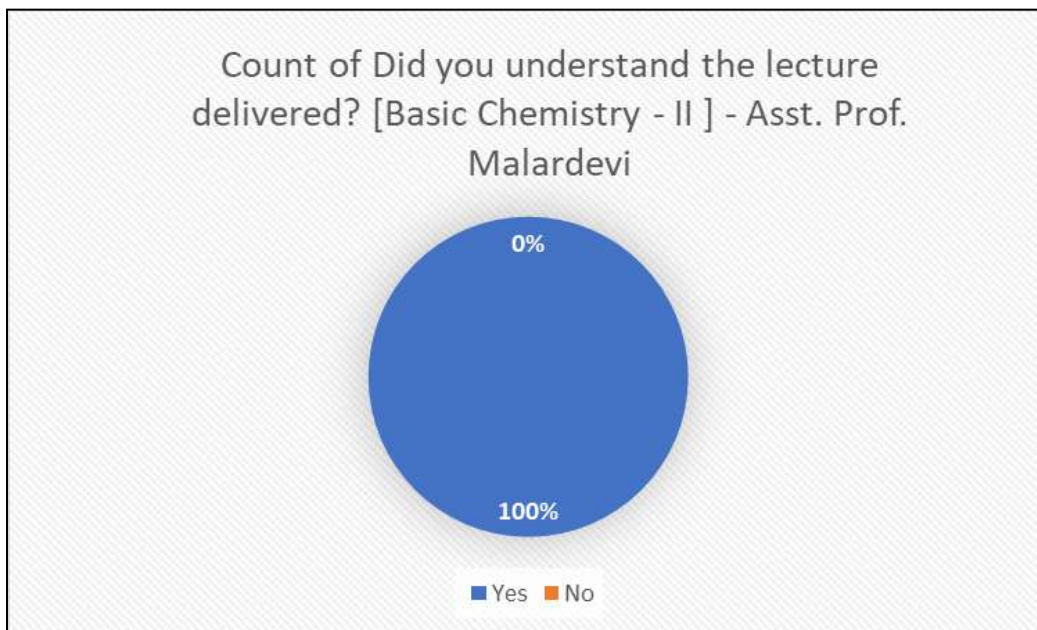
LAXMI CHARITABLE TRUST'S
SHETH L.U.J. COLLEGE OF ARTS & SIR M.V. COLLEGE OF
SCIENCE & COMMERCE

DR. S. RADHAKRISHNAN MARG, ANDHERI(EAST), MUMBAI - 400069

Students feedback Sem I and Sem II- A.Y 2020-21



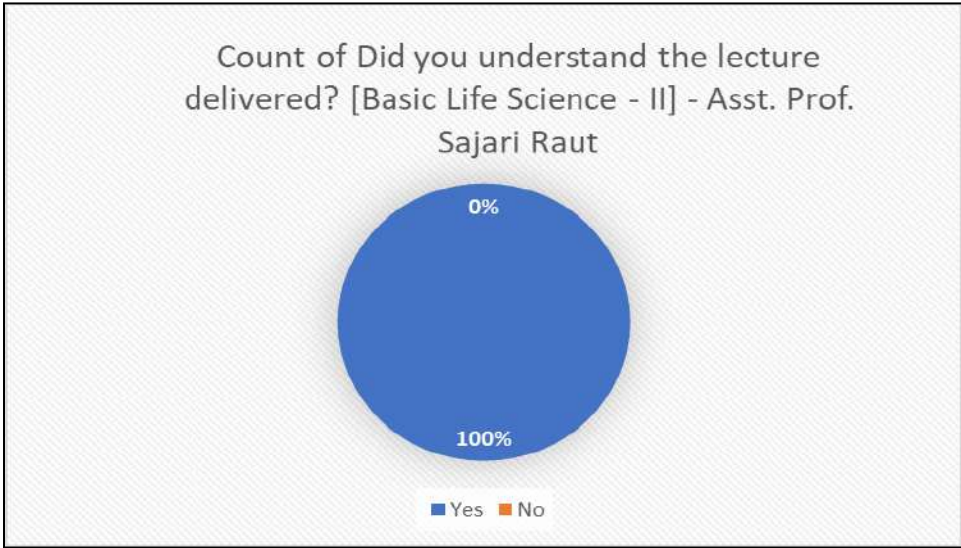
97% of the students said they had understood the lecture delivered; 3% said they had not.



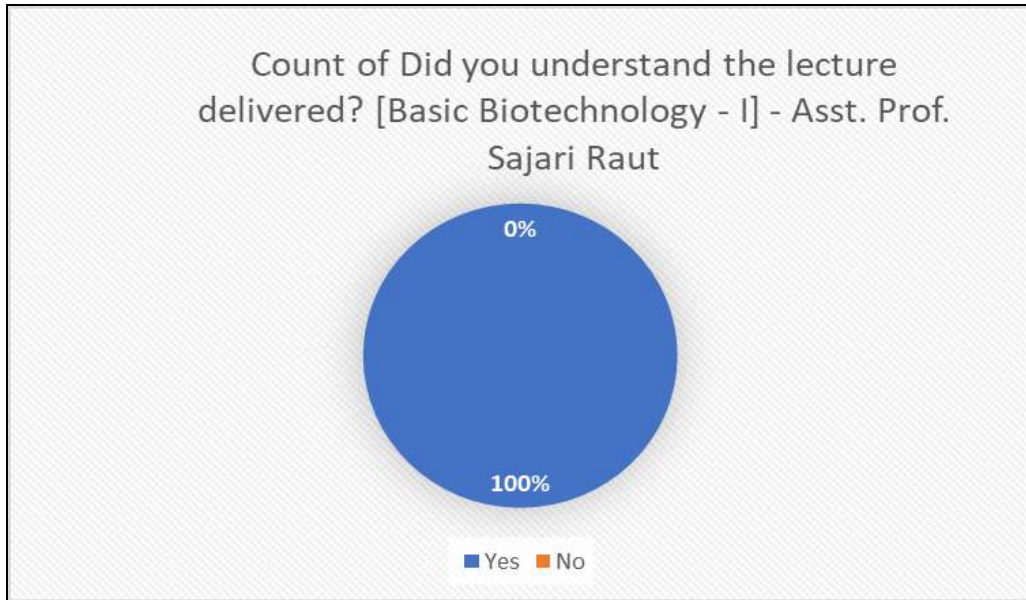
100% of students agreed as to yes they understood the lecture delivered.



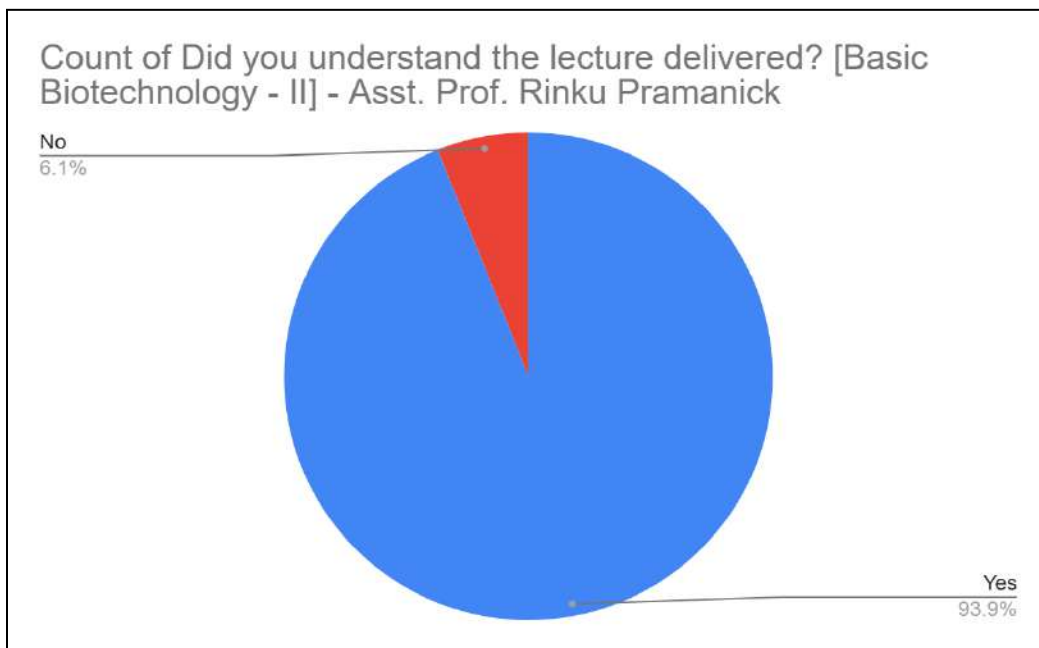
97% of the students said they had understood the lecture delivered; 3% said they had not.



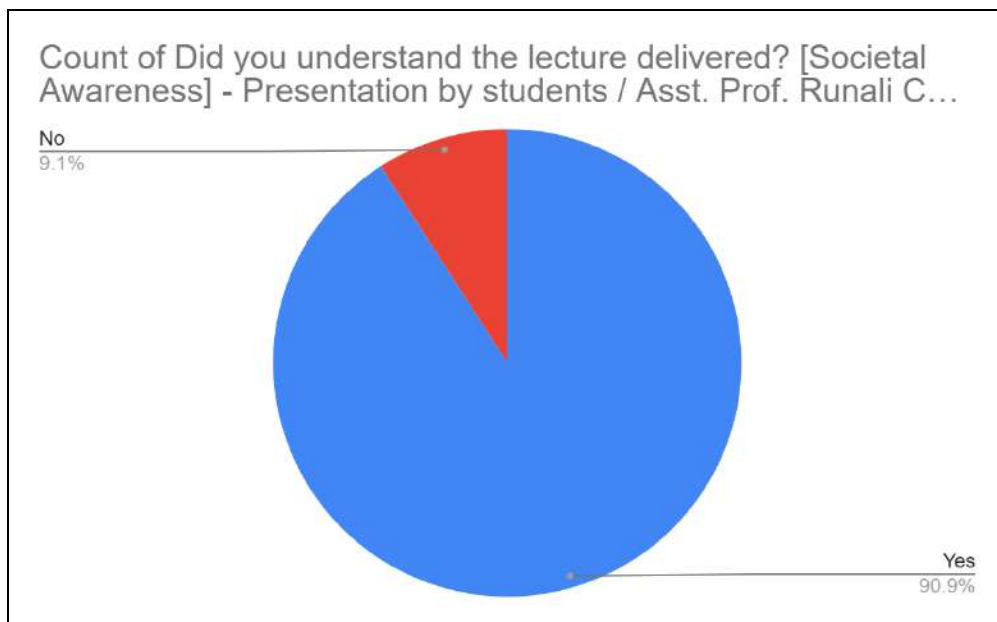
100% of students agreed as to yes they understood the lecture delivered.



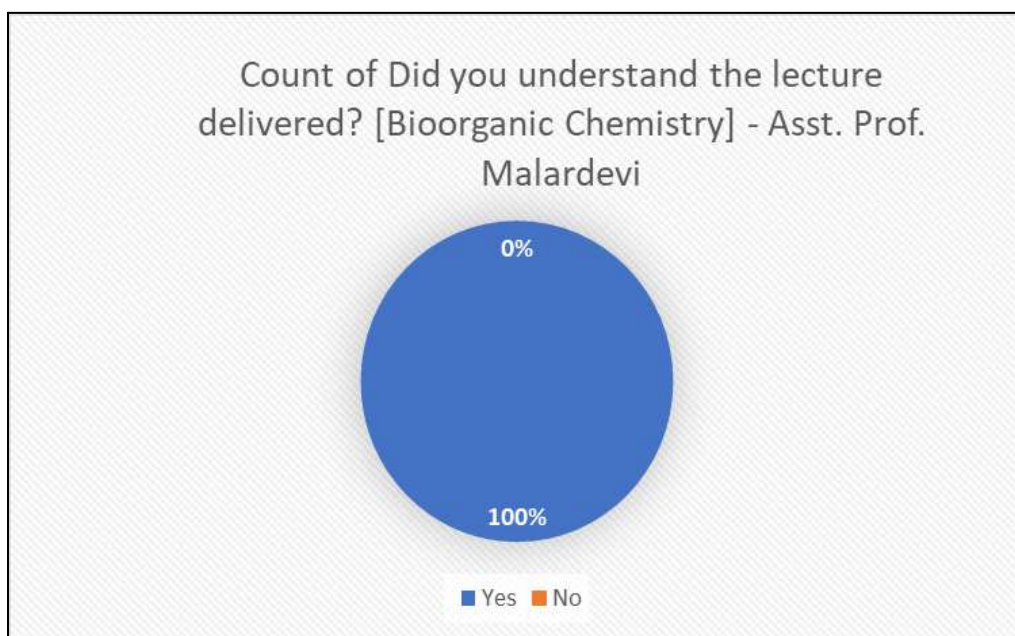
100% of students agreed as to yes they understood the lecture delivered.



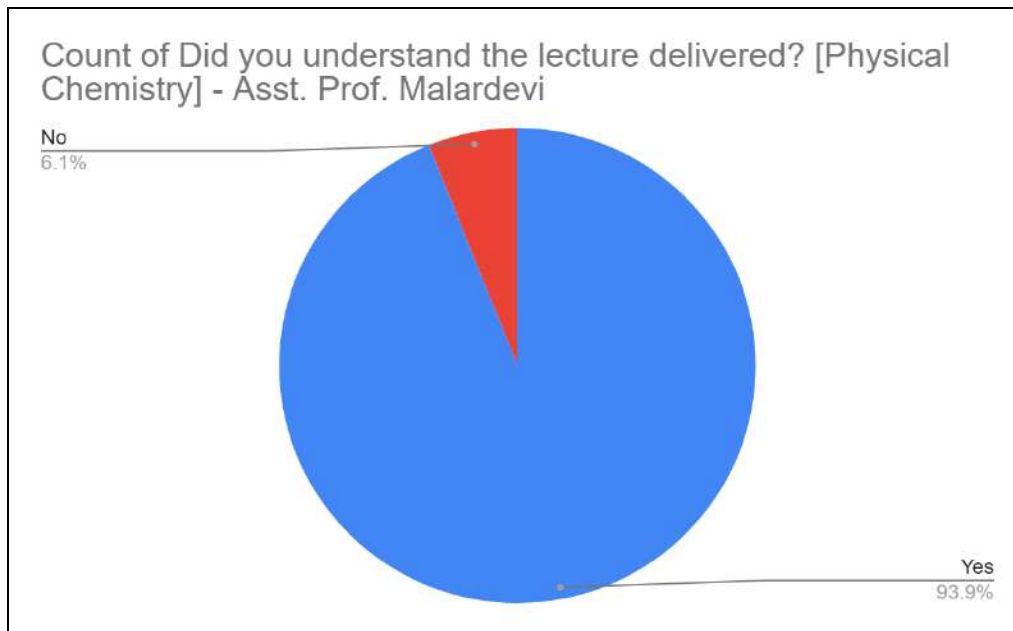
93.9 % of the students said they had understood the lecture delivered; 6.1% said they had not.



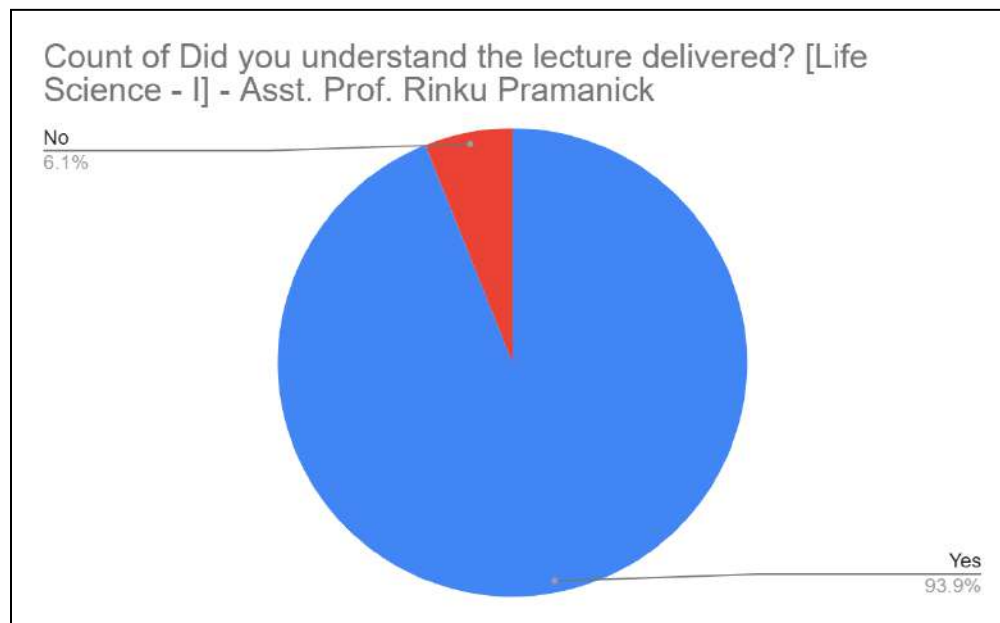
90.9 % of the students said they had understood the lecture delivered; 9.1 % said they had not.



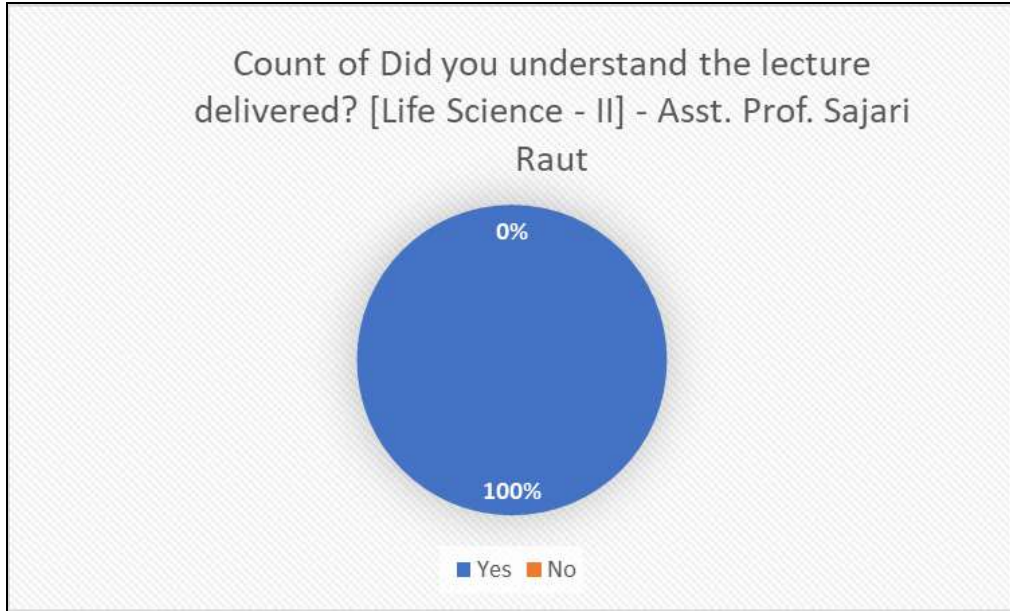
100% of students agreed as to yes they understood the lecture delivered.



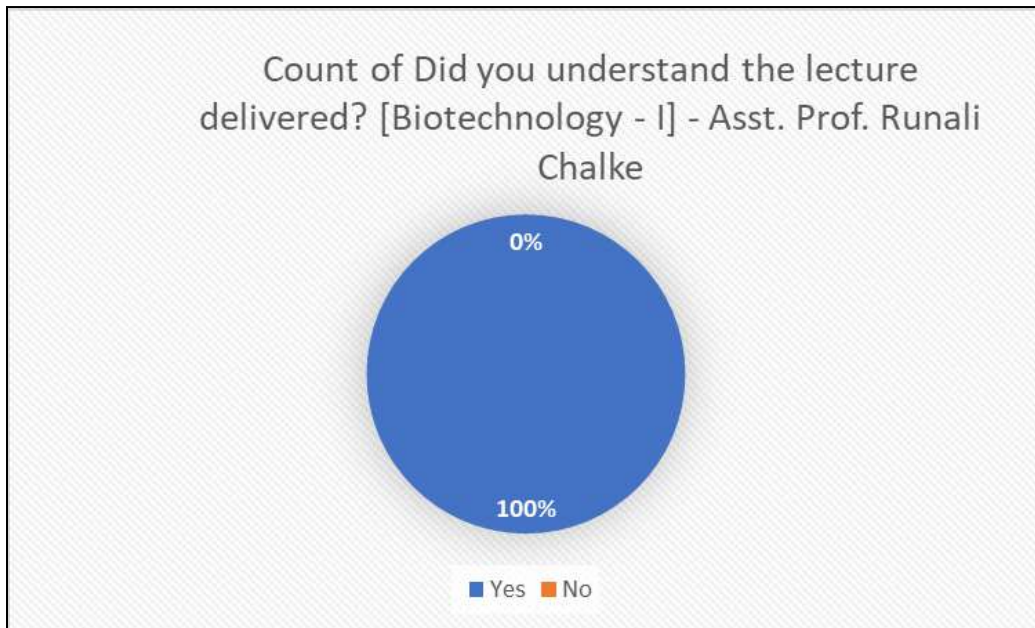
93.9% of the students said they had understood the lecture delivered; 6.1% said they had not.



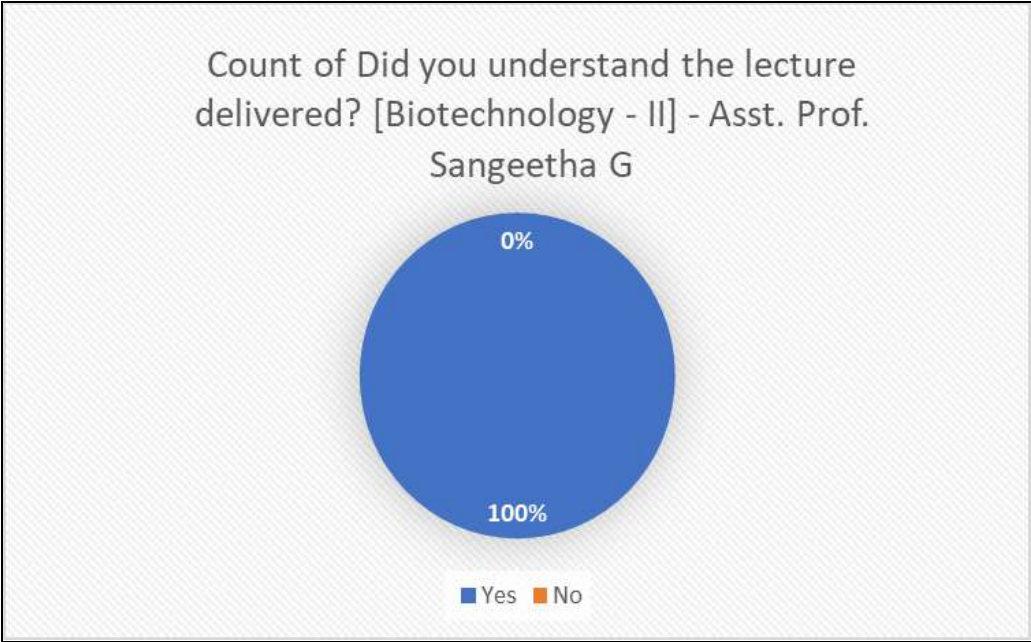
93.9% of the students said they had understood the lecture delivered; 6.1% said they had not.



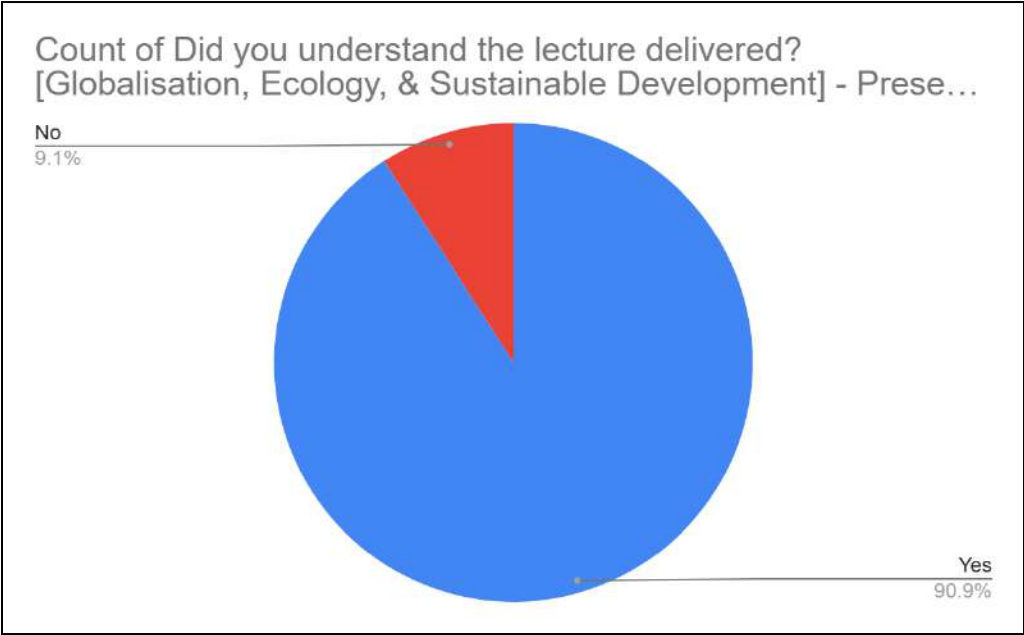
100% of students agreed as to yes they understood the lecture delivered.



100% of students agreed as to yes they understood the lecture delivered.



100% of students agreed as to yes they understood the lecture delivered.



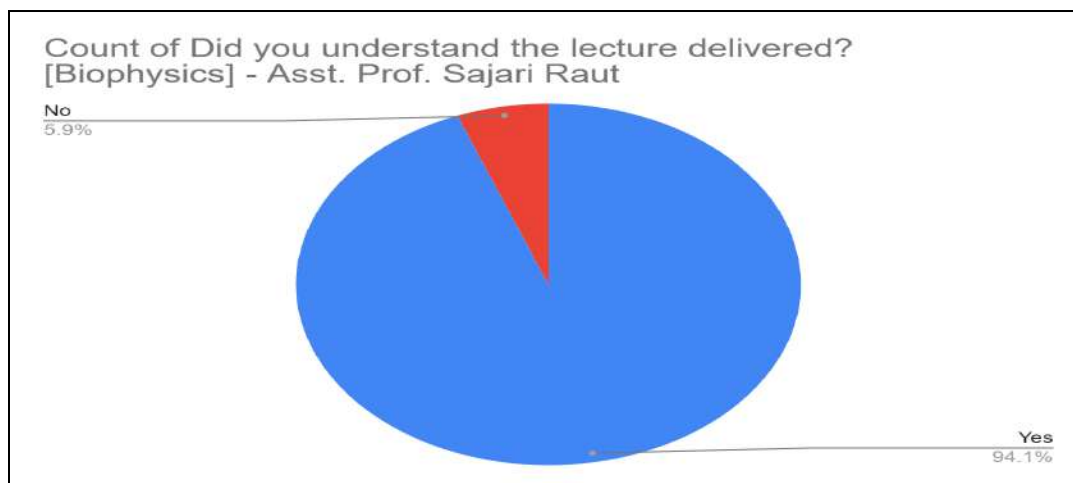
90.9 % of the students said they had understood the lecture delivered; 9.1 % said they had not.



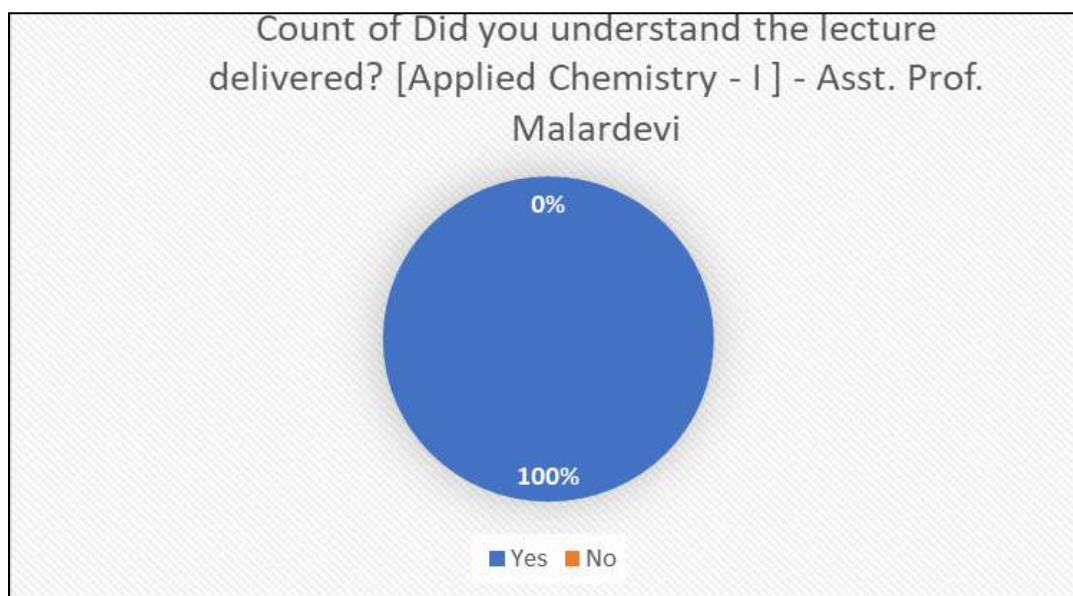
LAXMI CHARITABLE TRUST'S
SHETH L.U.J. COLLEGE OF ARTS & SIR M.V. COLLEGE OF
SCIENCE & COMMERCE

DR. S. RADHAKRISHNAN MARG, ANDHERI(EAST), MUMBAI - 400069

Students feedback Sem III and Sem IV- A.Y 2020-21

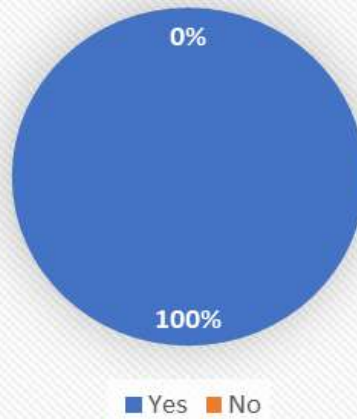


94.1 % of the students said they had understood the lecture delivered; 5.9 % said they had not.



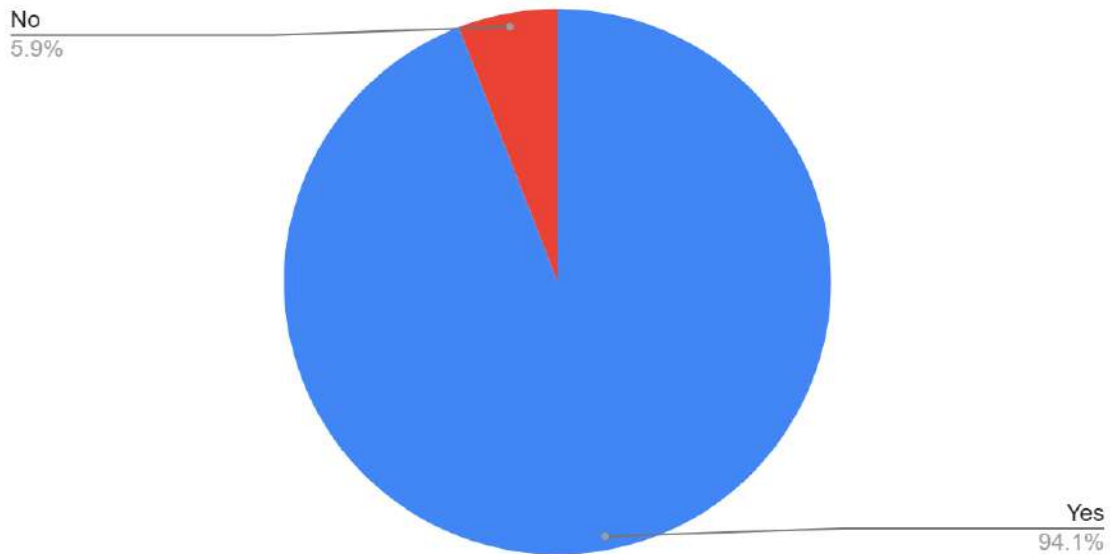
100% of students agreed as to yes they understood the lecture delivered.

Count of Did you understand the lecture delivered? [Immunology] - Asst. Prof. Sangeetha G

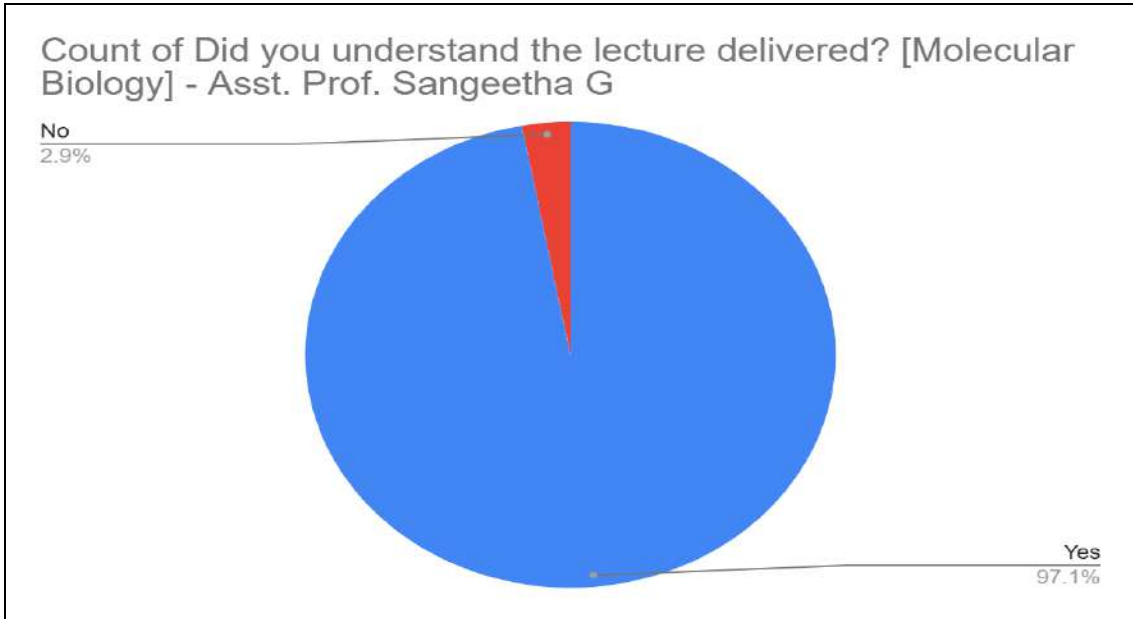


100% of students agreed as to yes they understood the lecture delivered.

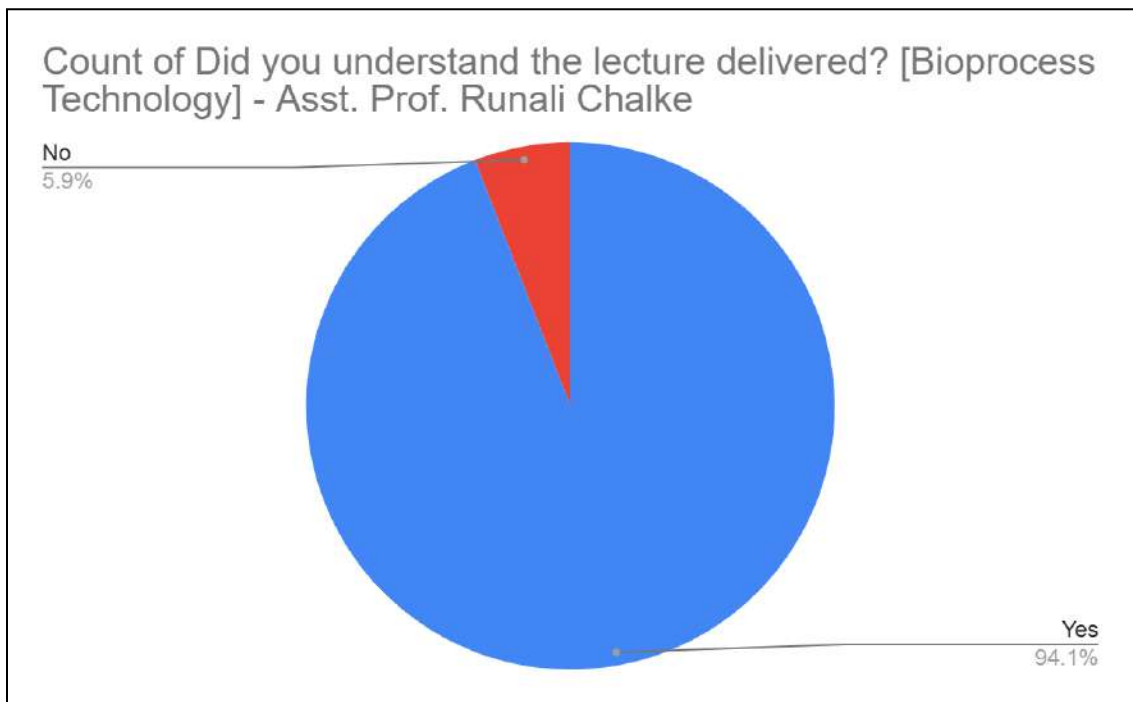
Count of Did you understand the lecture delivered? [Cell Biology and Cytogenetics] - Asst. Prof. Rinku Pramanick



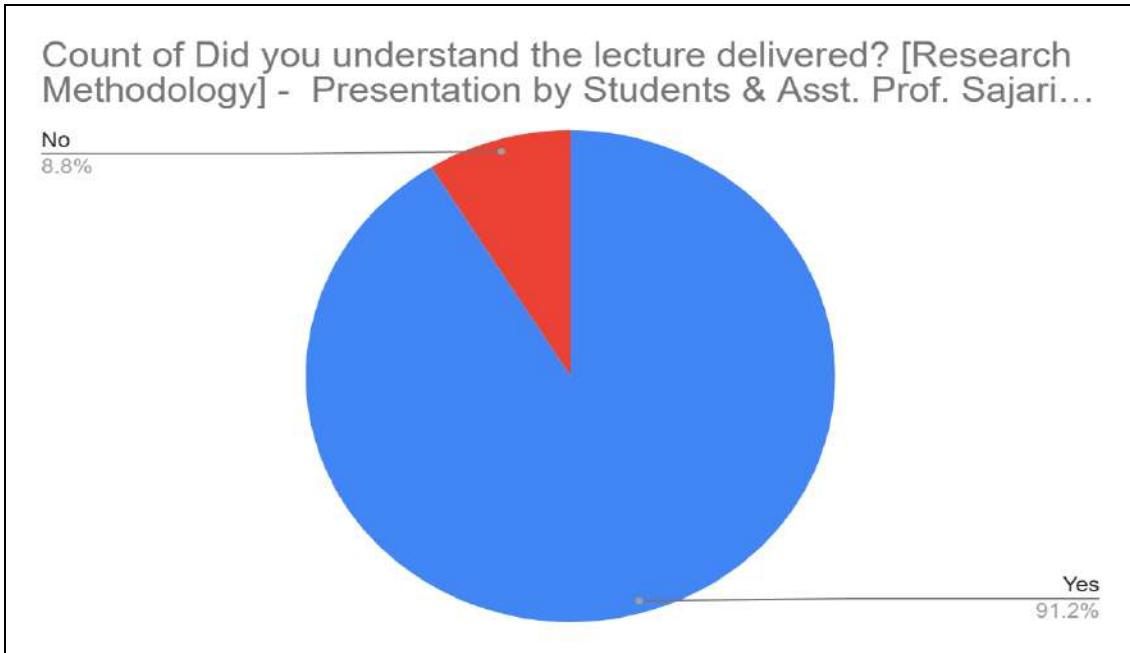
94.9 % of the students said they had understood the lecture delivered; 5.9 % said they had not.



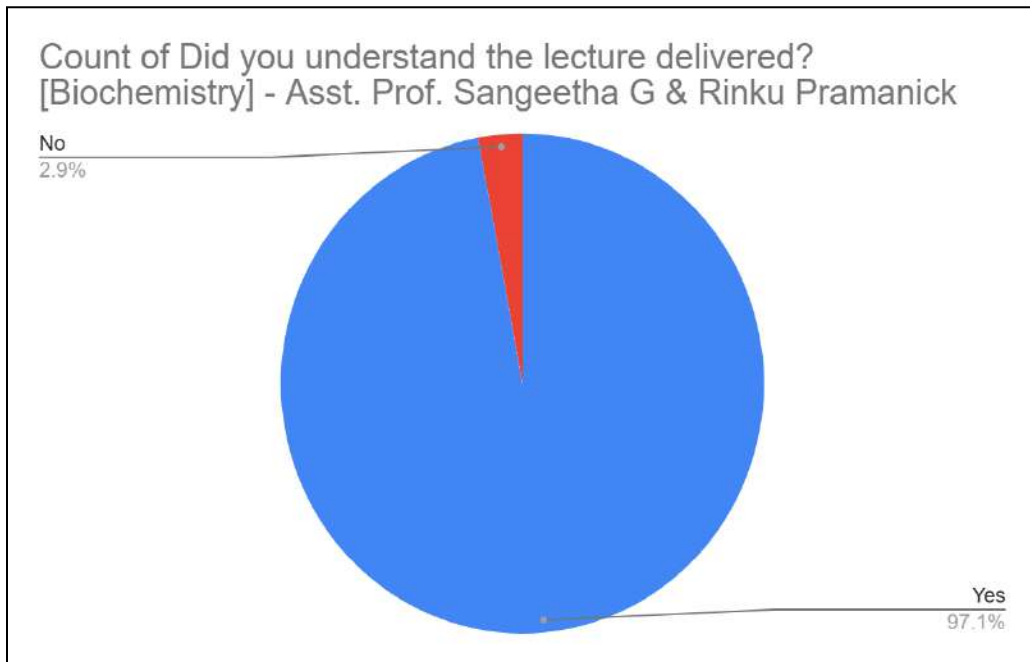
97.1 % of the students said they had understood the lecture delivered; 2.9 % said they had not.



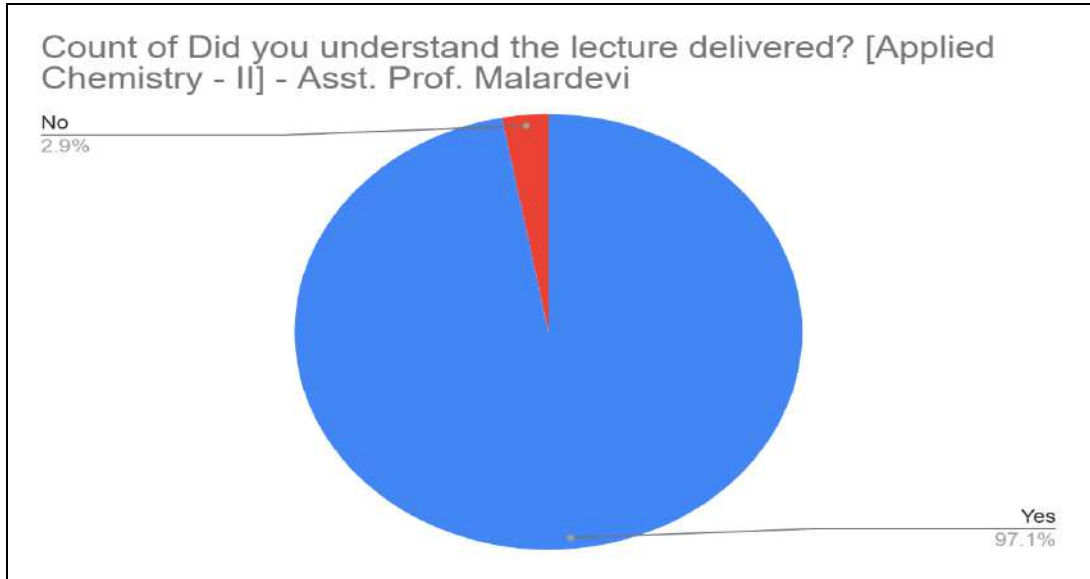
94.1 % of the students said they had understood the lecture delivered; 5.9 % said they had not.



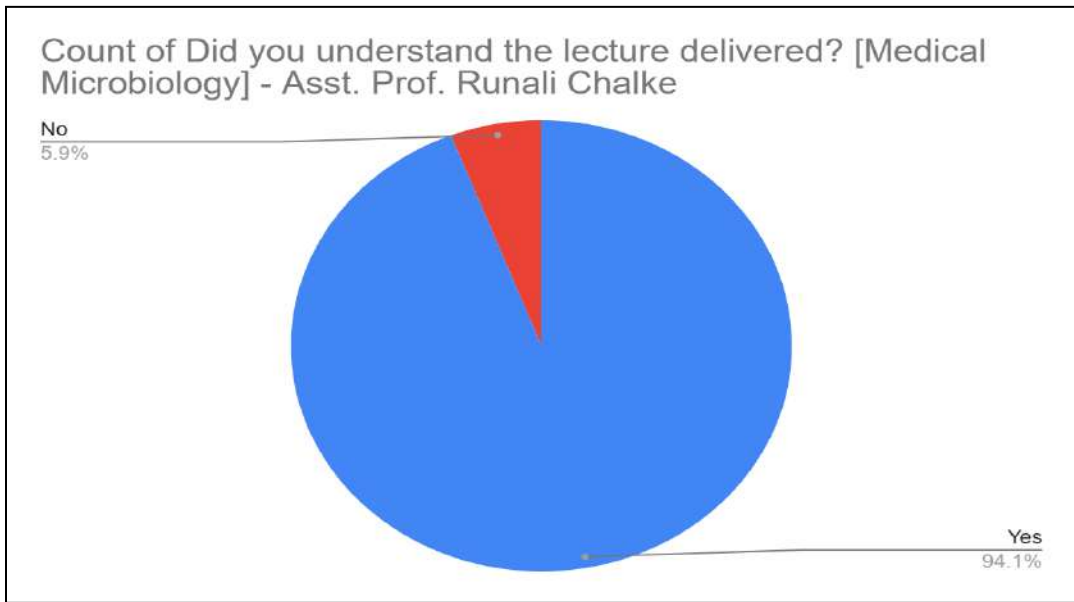
91.2 % of the students said they had understood the lecture delivered; 8.8 % said they had not.



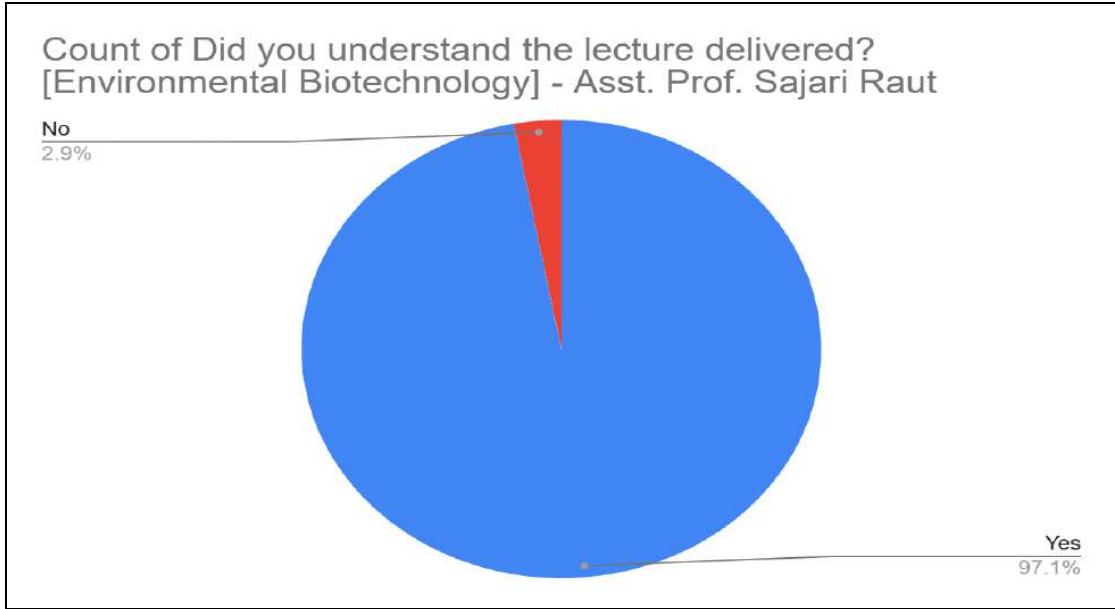
97.1 % of the students said they had understood the lecture delivered; 2.9 % said they had not.



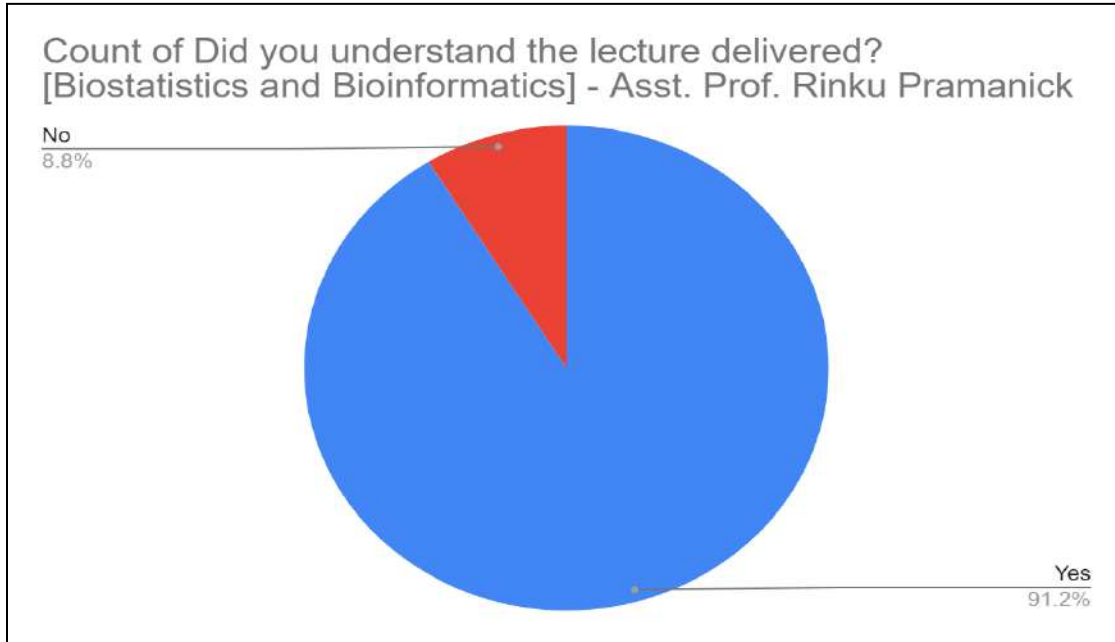
97.1 % of the students said they had understood the lecture delivered; 2.9 % said they had not.



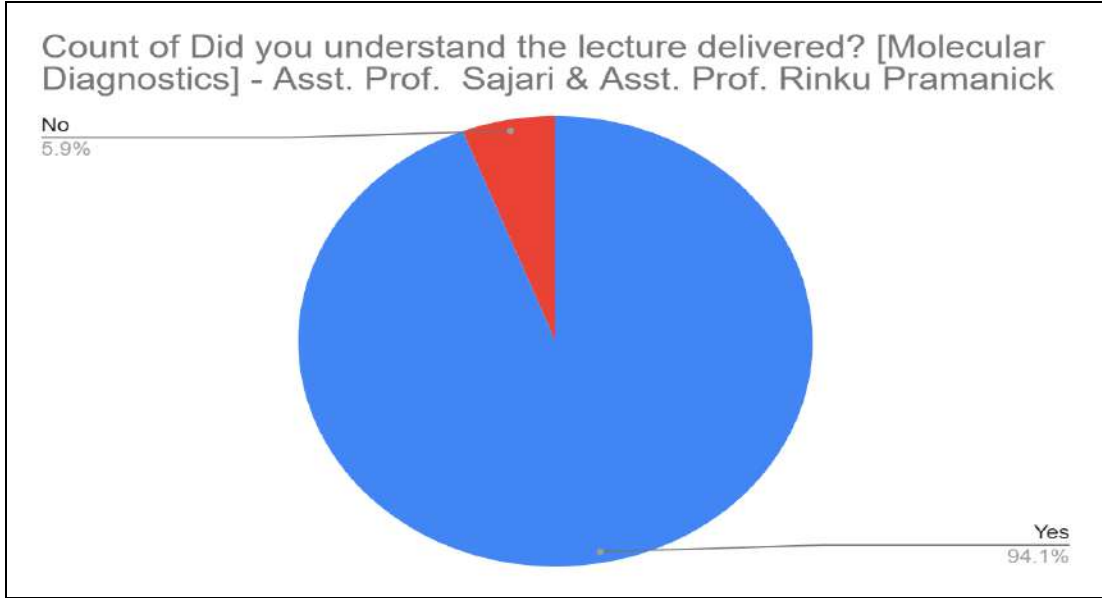
94.1 % of the students said they had understood the lecture delivered; 5.9 % said they had not.



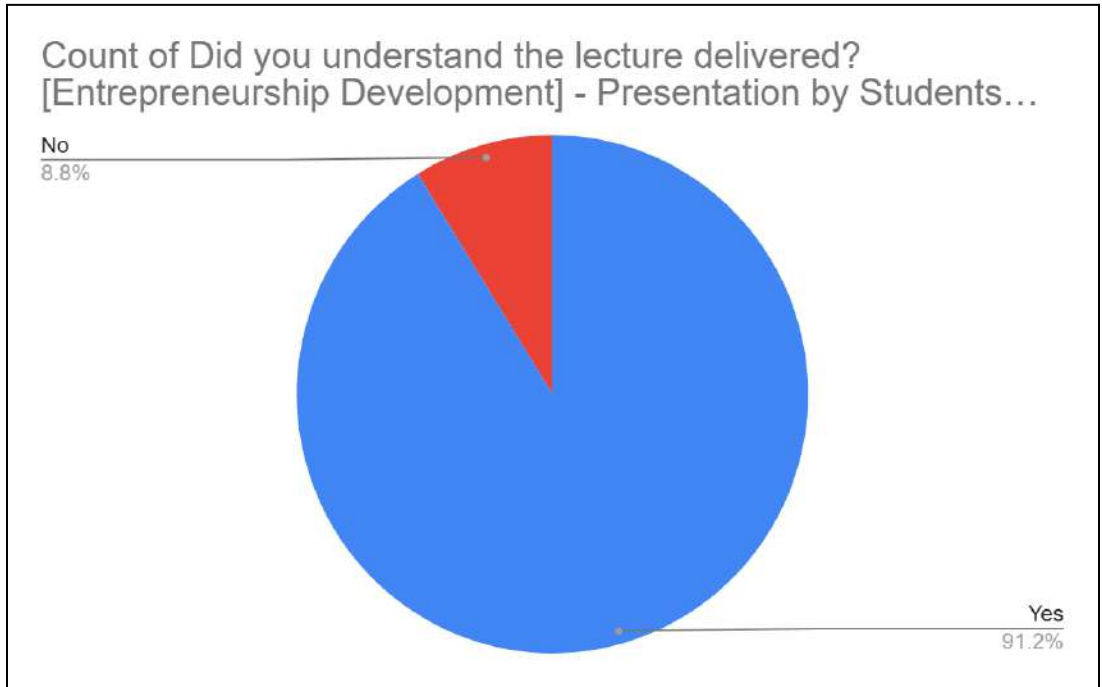
97.1 % of the students said they had understood the lecture delivered; 2.9 % said they had not.



91.2 % of the students said they had understood the lecture delivered; 8.8 % said they had not.



94.1 % of the students said they had understood the lecture delivered; 5.9 % said they had not.



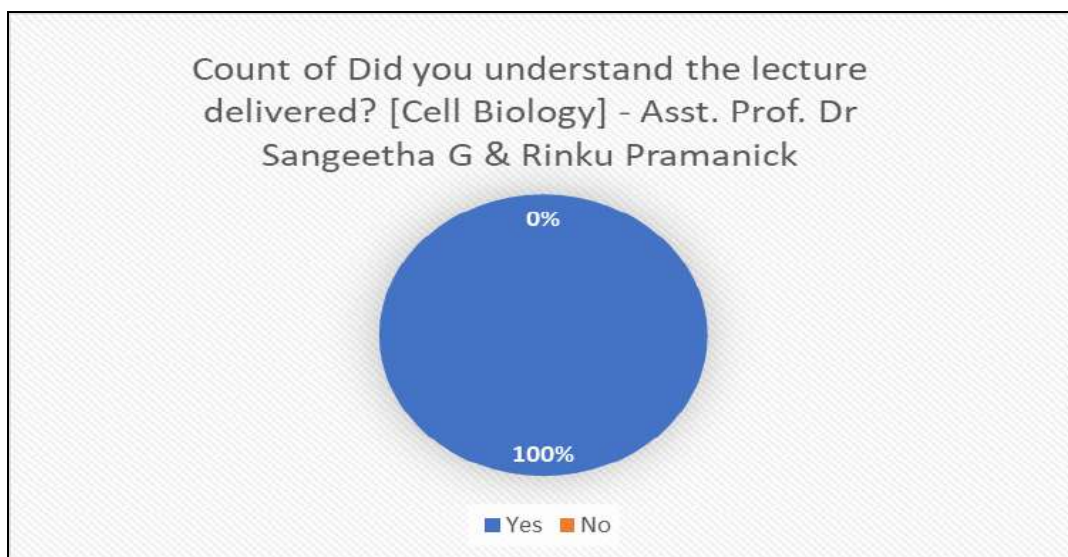
91.2 % of the students said they had understood the lecture delivered; 8.8 % said they had not.



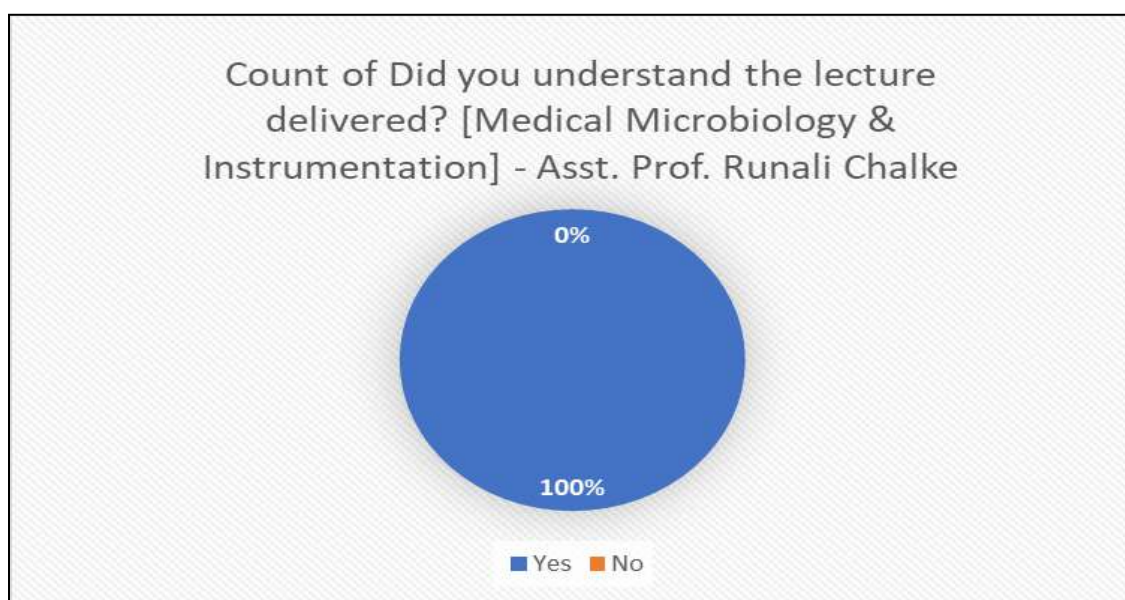
LAXMI CHARITABLE TRUST'S
SHETH L.U.J. COLLEGE OF ARTS & SIR M.V. COLLEGE OF
SCIENCE & COMMERCE

DR. S. RADHAKRISHNAN MARG, ANDHERI(EAST), MUMBAI - 400069

Students feedback Sem V and Sem VI- A.Y 2020-21

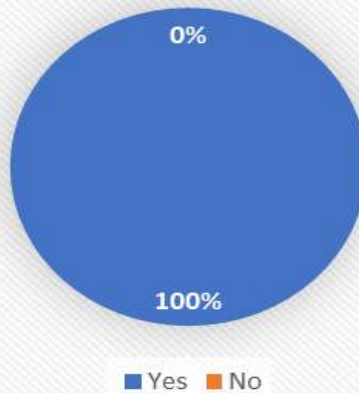


100% of students agreed as to yes they understood the lecture delivered.



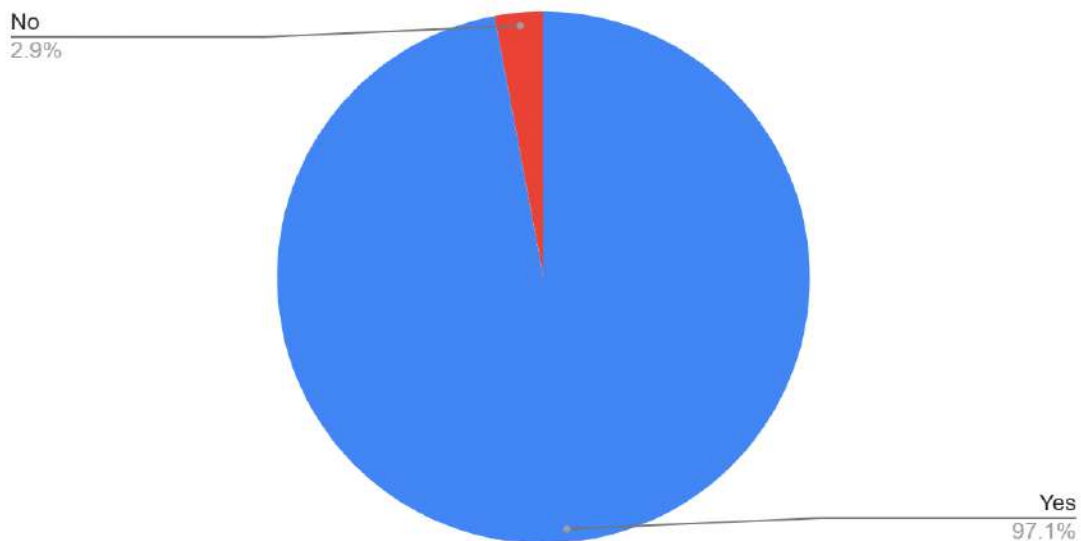
100% of students agreed as to yes they understood the lecture delivered.

Count of Did you understand the lecture delivered? [Genomes and Molecular Biology] - Asst. Prof. Rinku Pramanick & Dr Sangeetha G



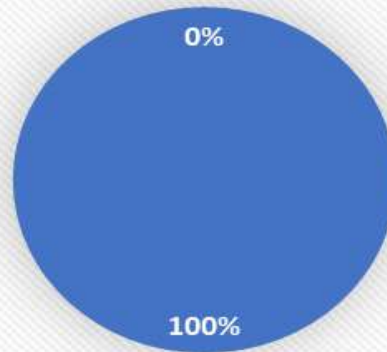
100% of students agreed as to yes they understood the lecture delivered.

Count of Did you understand the lecture delivered? [Marine Biotechnology] - Asst. Prof. Sajari Raut



97.1% of the students said they had understood the lecture delivered; 2.9 % said they had not.

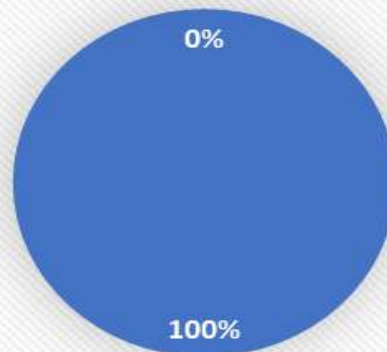
Count of Did you understand the lecture delivered? [Biosafety] - Students Presentation & Asst. Prof. Runali Chalke



■ Yes ■ No

100% of students agreed as to yes they understood the lecture delivered.

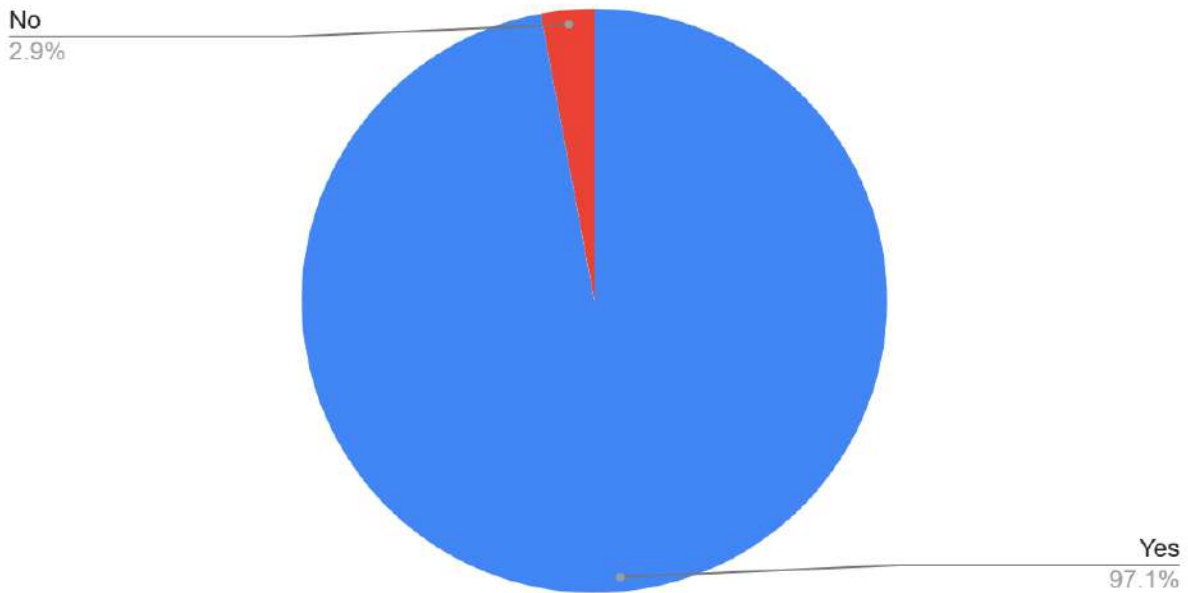
Count of Did you understand the lecture delivered? [Endocrinology & Biochemistry] - Asst. Prof. Dr Sangeetha & Rinku Pramanick



■ Yes ■ No

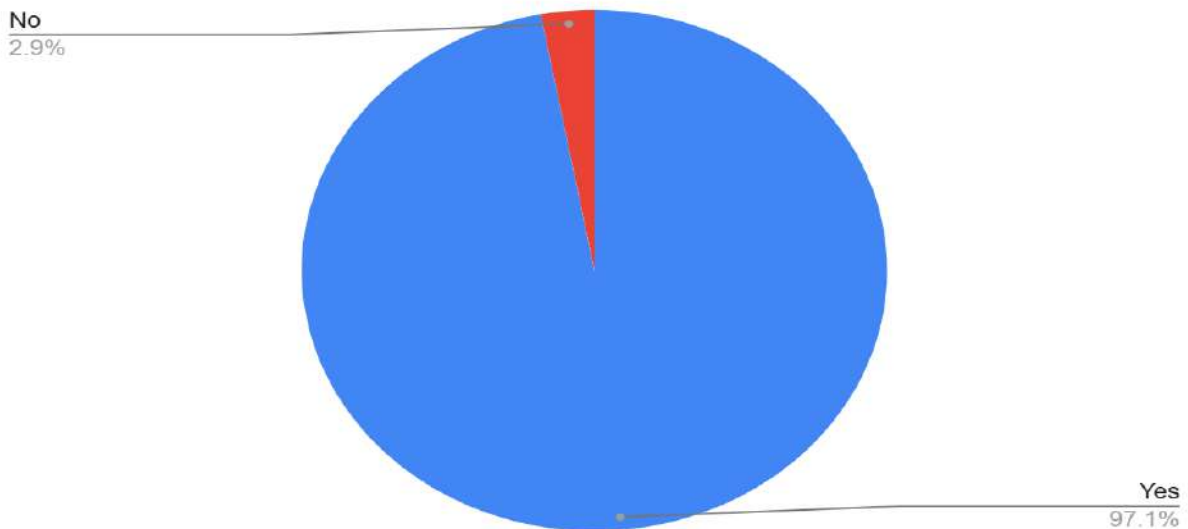
100% of students agreed as to yes they understood the lecture delivered.

Count of Did you understand the lecture delivered? [Industrial Microbiology] - Asst. Prof. Runali Chalke

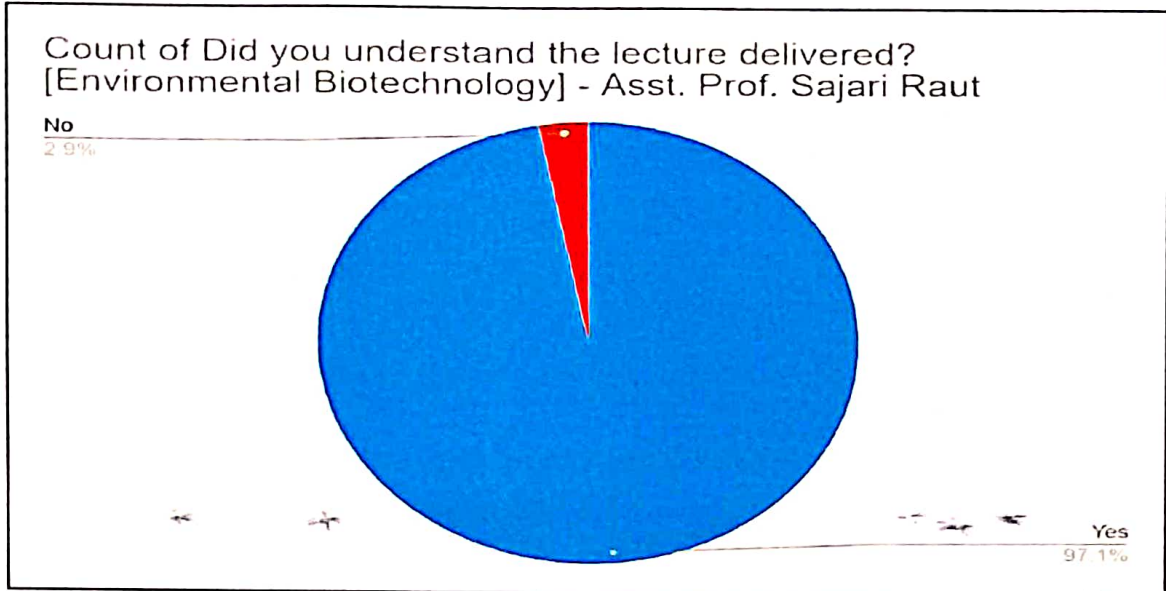


97.1% of the students said they had understood the lecture delivered; 2.9 % said they had not.

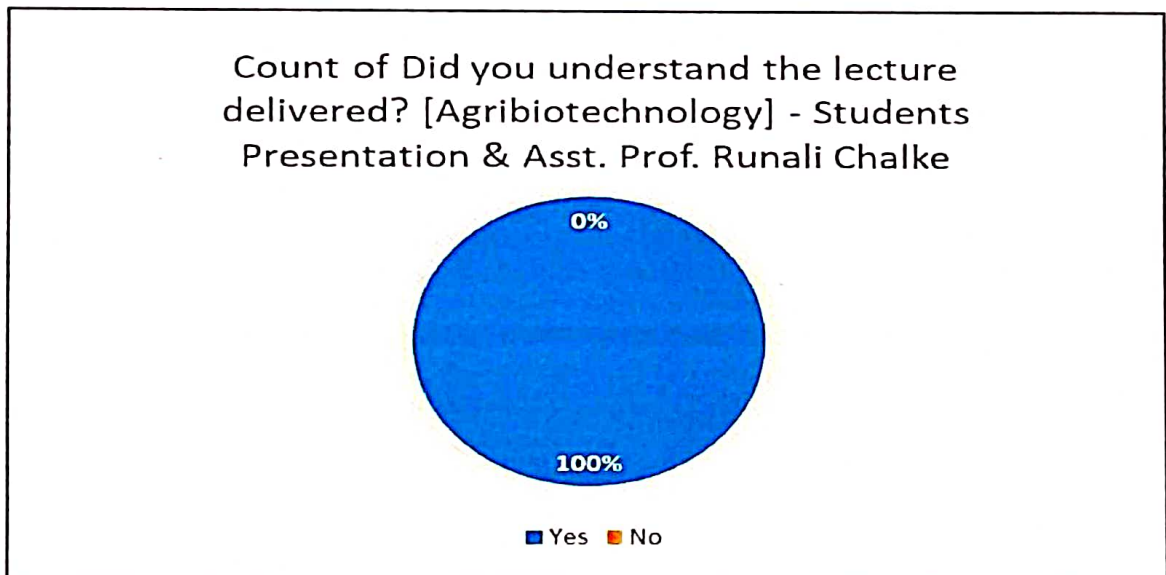
Count of Did you understand the lecture delivered? [Pharmacology and Neurochemistry] - Asst. Prof. Sajari Raut...



97.1% of the students said they had understood the lecture delivered; 2.9 % said they had not.



97.1% of the students said they had understood the lecture delivered; 2.9 % said they had not.



100% of students agreed as to yes they understood the lecture delivered.



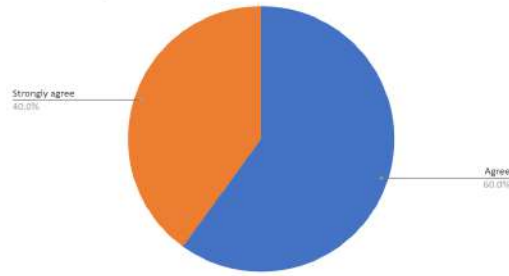


LAXMI CHARITABLE TRUST'S
SHETH L.U.J. COLLEGE OF ARTS & SIR M.V. COLLEGE OF
SCIENCE & COMMERCE

DR. S. RADHAKRISHNAN MARG, ANDHERI(EAST), MUMBAI - 400069

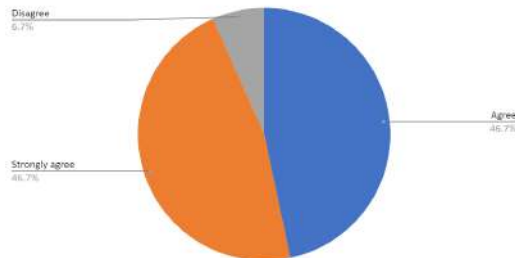
Teachers Feedback- A.Y 2020-21

Count of Objectives of the syllabi are well defined.



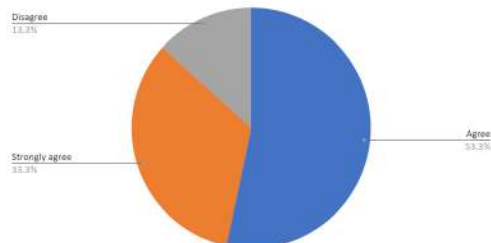
60% respondents agree that the objectives of the syllabi are well- defined whereas 40% strongly agree.

Count of College provides opportunities for continuous development of staff



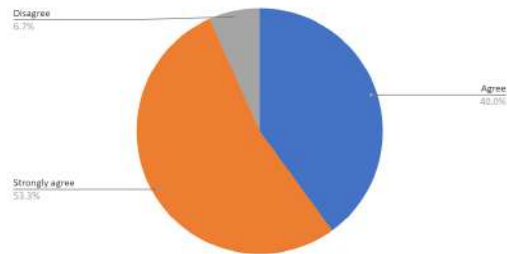
46.7% respondents strongly agree, 46.7 % agree and 6.7% disagree for college providing opportunities for continuous development of the staff.

Count of College has adequate medical facilities and is equipped to handle medical and other emergencies



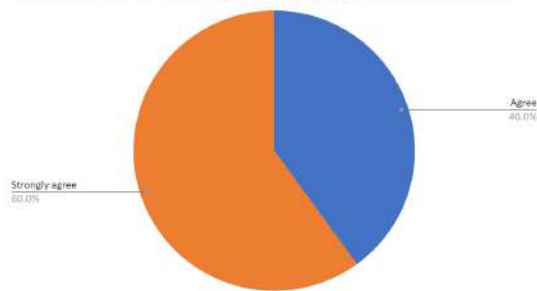
The college has adequate medical facilities and is equipped to handle medical and other emergencies, the respondents disagree is 13.3%, strongly agree is 33.3% and agree is 53.3%

Count of Rest rooms, toilets, laboratory, playground, classrooms are clean and well maintained



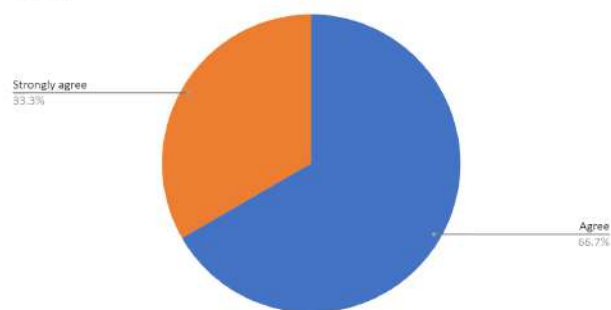
Strongly agree respondents is 53.3% being the highest, agree is 40% and least is disagree with 6.7% respondents.

Count of ICT based Teaching/Learning facilities are made available.



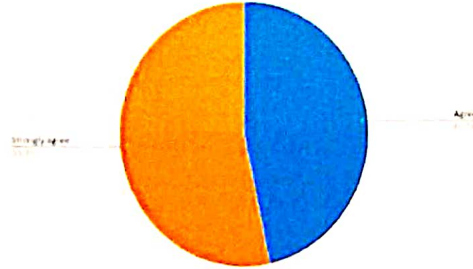
ICT based Teaching/ Learning facilities agree is 40.0% and strongly agree is 60.00% by respondents for each.

Count of Good facility and encouragement to teachers for their research



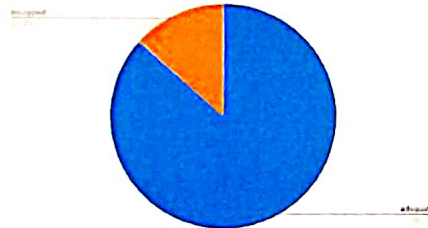
66.7% respondents agree whereas 33.3% respondents strongly agree to good facility and encouragement to teachers for their research.

Count of ease of contact to Management/Director/Principal



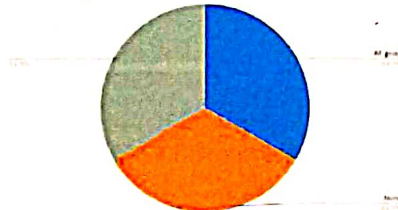
Out of 100%, 53.3% strongly agree and 46.7% respondents agree for the Ease of contact to Management/ Director/ Principal.

Count of Staffroom arrangements



Out of 100%, adequate was 86.7% and equipped was 13.3% responded by respondents for Staffroom arrangements.

Count of Suggestions if any



The above reflects the suggestions of the respondents.

